# St. Vrain Community Montessori School

## FY18-19
## Budget vs. Actuals

## March 31, 2019

Includes FY20 Projections

**St. Vrain Community Montessori School**
**1055 Delaware Avenue**
**Longmont, CO  80501**

Updated 04/10/19

St. Vrain Community Montessori School
Summary Budget Comparison All Funds

| Account Description | FY 2018-2019 Original Budget | % of Total | FY 2018-2019 Adjusted Budget | YTD Actuals 3/31/19 | % Orig. Budget Category | YTD % of Line Item | FY 2017-2018 Final Budget | % of Total | YTD Actuals 3/31/18 | % Adj. Budget Category | YTD % of Line Item | FY19-20 Draft Projection |
|---|---|---|---|---|---|---|---|---|---|---|---|---|
| | | | BRD. APPR. | | | | | | | | | |
| *Student Count* | 233 | | 226 | 226 | | | 242 | | 233 | | | 225.00 |
| *BEGINNING FUND BALANCE* | **$818,644** | | **$914,482** | **$914,482** | | | **$809,869** | | **$809,869** | | | **$861,070** |
| **ALL FUND REVENUES** | | | | | | | | | | | | |
| LUNCH REVENUE | $1,025 | 0% | $1,025 | $558 | 0.02% | 54.42% | $1,400 | 0% | $859 | 0.03% | 61.37% | $1,025 |
| KINDERAGARTEN TUITION | $126,420 | 5% | $126,420 | $97,842 | 3.54% | 77.39% | $126,420 | 5% | $87,314 | 3.48% | 69.07% | $0 |
| MISCELLANEOUS, OH & OTHER | $128,730 | 5% | $143,300 | $15,682 | 0.57% | 12.18% | $101,045 | 4% | $9,929 | 0.40% | 9.83% | $123,518 |
| PRIVATE DONATIONS/FUNDRAISING | $239,854 | 9% | $259,938 | $160,877 | 5.82% | 67.07% | $235,169 | 9% | $180,740 | 7.19% | 76.86% | $251,554 |
| PRESCHOOL REVENUE | $200,000 | 7% | $275,000 | $233,191 | 8.43% | 116.60% | $139,200 | 6% | $186,110 | 7.41% | 133.70% | $238,875 |
| PPR OVER/EXP REDUC PRIOR FY | $0 | 0% | $0 | $0 | 0.00% | - | $0 | 0% | $0 | 0.00% | - | $0 |
| DISTRICT PPR | $1,822,495 | 66% | $1,694,008 | $1,264,460 | 45.72% | 69.38% | $1,676,365 | 67% | $1,227,734 | 48.87% | 73.24% | $1,859,640 |
| MILL LEVY REVENUE | $172,189 | 6% | $166,348 | $71,044 | 2.57% | 41.26% | $159,222 | 6% | $23,799 | 0.95% | 14.95% | $331,016 |
| STATE REVENUE | $74,730 | 3% | $80,062 | $53,079 | 1.92% | 71.03% | $73,378 | 3% | $52,443 | 2.09% | 71.47% | $77,205 |
| FEDERAL REVENUE | $0 | 0% | $0 | $0 | 0.00% | - | $0 | 0% | $0 | 0.00% | - | $0 |
| **TOTAL REVENUES ALL FUNDS** | $2,765,443 | 100% | $2,746,101 | $1,896,732 | 68.59% | 68.59% | $2,512,198 | 100% | $1,768,929 | 70.41% | 70.41% | $2,882,832 |
| Variance | $0 | | $0 | $0 | | | $0 | | $0 | | | $0 |
| **ALL FUND EXPENDITURES** | | | | | | | | | | | | |
| SALARIES | $1,335,256 | 48% | $1,463,537 | $1,111,010 | 40.17% | 83.21% | $1,282,724 | 42% | $972,775 | 31.91% | 75.84% | $1,502,311 |
| BENEFITS | $451,960 | 16% | $480,813 | $333,220 | 12.05% | 73.73% | $382,246 | 13% | $297,869 | 9.77% | 77.93% | $485,219 |
| LEAEHOLD IMPROVEMENTS | $40,000 | 1% | $40,000 | $24,244 | 0.88% | 60.61% | $20,000 | 1% | $37,682 | 1.24% | 188.41% | $10,000 |
| DISTIRCT PURCHASED SERVICES | $52,922 | 2% | $81,793 | $73,064 | 2.64% | 138.06% | $48,896 | 2% | $39,589 | 1.30% | 80.97% | $82,901 |
| FACILITY LEASE | $231,933 | 8% | $243,249 | $162,885 | 5.89% | 70.23% | $189,593 | 6% | $142,094 | 4.66% | 74.95% | $228,688 |
| OVERHEAD | $123,230 | 4% | $137,516 | $0 | 0.00% | 0.00% | $90,545 | 3% | $0 | 0.00% | 0.00% | $100,818 |
| OTHER PURCHASED SERVICES | $91,650 | 3% | $91,650 | $71,198 | 2.57% | 77.69% | $91,250 | 3% | $58,350 | 1.91% | 63.95% | $88,893 |
| UTILITIES/CLEANING/OTHER | $70,055 | 3% | $70,055 | $49,034 | 1.77% | 69.99% | $72,865 | 2% | $46,444 | 1.52% | 63.74% | $65,772 |
| TABOR RESERVE 3% | $70,676 | 3% | $40,500 | $0 | 0.00% | 0.00% | $64,784 | 2% | $0 | 0.00% | 0.00% | $86,485 |
| SUPPLIES | $129,939 | 5% | $144,039 | $92,789 | 3.36% | 71.41% | $127,490 | 4% | $97,209 | 3.19% | 76.25% | $131,365 |
| INSURANCE | $25,898 | 1% | $25,898 | $19,509 | 0.71% | 75.33% | $25,898 | 1% | $19,183 | 0.63% | 74.07% | $27,946 |
| DUES FEES & CONTINGENCY | $10,450 | 0% | $10,450 | $6,251 | 0.23% | 59.81% | $550,450 | 18% | $4,821 | 0.16% | 0.88% | $9,947 |
| STAFF DEVELOPMENT | $19,000 | 1% | $19,000 | $9,317 | 0.34% | 49.04% | $19,000 | 1% | $15,871 | 0.52% | 83.53% | $8,160 |
| EQUIPMENT | $46,500 | 2% | $46,500 | $44,635 | 1.61% | 95.99% | $34,000 | 1% | $38,942 | 1.28% | 114.53% | $48,195 |
| OPERATING RESERVE | $65,974 | 2% | $0 | $0 | 0.00% | 0.00% | $49,188 | 2% | $0 | 0.00% | 0.00% | $6,134 |
| **TOTAL EXPENDITURES FOR ALL FUI** | $2,765,443 | 100% | $2,895,000 | $1,997,157 | 72.22% | 72.22% | $3,048,928 | 100% | $1,770,830 | 58.08% | 58.08% | $2,882,832 |
| Variance | $0 | | $0 | $0 | | | $0 | | $0 | | | $0 |
| *ENDING FUND BALANCE* | **$955,294** | | **$806,084** | **$814,057** | | | **$387,111** | | **$807,968** | | | **$947,555** |
| *Change in Fund Balance* | **$136,650** | | **-$108,399** | **-$100,426** | | | **-$422,758** | | **-$1,901** | | | **$86,485** |
| % Change in Fund Balance | ***16.69%*** | | ***-11.85%*** | ***-10.98%*** | | | ***-52.20%*** | | ***-0.23%*** | | | ***10.04%*** |
| % of General Fund Budget | | | ***33.94%*** | | | | ***14.36%*** | | | | | |
| % of Total Operating Budget | | | ***27.84%*** | | | | ***12.70%*** | | | | | |

St. Vrain Community Montessori School
Revenue and Expense Budgets Detail
Bud/Act FY18 FY19 FY20

| Fd | Loc | Sre | Prog | O/S | Class | Proj | Description | FY 2018-2019 Original Budget | FY 2018-2019 Board Approved Adjusted Budget | FY 2018-2019 Actuals 3/31/2019 | % Orig. Budget Category | YTD % of Line Item | FY 2017-2018 Final Budget | FY 2017-2018 Actuals 3/31/2018 | % Adj. Budget Category | YTD % of Line Item | FY 2018-2019 Current Projection | Variance from Adj Budget | CE Per Student | FY 2019-2020 Current Projection | Variance from FY 18/19 Estimate | CE Per Student |
|---|---|---|---|---|---|---|---|---|---|---|---|---|---|---|---|---|---|---|---|---|---|---|
| | | | | | | | | 270 | | | | | | | | | | | | | | |
| | | | | | | | Funded Pupil Count | 233 | | | | | 242 | 233 | | | 226 | | Enrolled | 225 | | Enrolled |
| | | | | | | | | 218.72 | 213 | 213 | | | 225.3 | 218.72 | | | 212.80 | | Student | 225.00 | | Student |
| | | | | | | | | $7,821.87 | | | | | $7,440.59 | $7,491.69 | | | $7,916.73 | | | $8,265.07 | | 4.40% |
| | | | | | | | **BEGINNING FUND BALANCE** | **$818,643.64** | **$914,482.43** | **$914,482.43** | | | **$809,868.63** | **$809,868.63** | | | **$914,482.43** | | | **$861,070.10** | **-$53,412.33** | |
| **16** | | | | | | | | **$7,953.09** | | | | | | | | | | | | | | |
| 16 | 902 | 00 | 0000 | 1510 | 000 | 0000 | INVESTMENT INTEREST/DIVIDENDS | $7,500.00 | $12,700.00 | $10,280.34 | 0.46% | 80.95% | $2,500.00 | $4,992.29 | 0.23% | 199.69% | $12,700.00 | $0.00 | $56 | $12,700.00 | $0.00 | $56 |
| 16 | 902 | 00 | 0000 | 1610 | 000 | 0000 | LUNCH PROGRAM | $1,025.00 | $1,025.00 | $557.80 | 0.03% | 54.42% | $1,400.00 | $859.20 | 0.04% | 61.37% | $1,025.00 | $0.00 | $5 | $1,025.00 | $0.00 | $5 |
| 16 | 902 | 00 | 0000 | 1320 | 000 | 0000 | KINDERGARTEN TUITION/FEES | $126,420.00 | $126,420.00 | $97,841.94 | 4.40% | 77.39% | $126,420.00 | $87,314.28 | 4.04% | 69.07% | $112,700.00 | -$13,720.00 | $499 | $0.00 | -$112,700.00 | $0 |
| 16 | 902 | 00 | 0000 | 1300 | 000 | 0000 | SUMMER SCHOOL TUITION | $0.00 | $0.00 | $2,170.00 | 0.10% | - | $0.00 | $0.00 | 0.00% | - | $2,500.00 | $2,500.00 | $11 | $2,000.00 | -$500.00 | $9 |
| 16 | 902 | 00 | 0000 | 1900 | 000 | 0000 | PRIVATE DONATIONS | $95,000.00 | $95,000.00 | $55,299.67 | 2.48% | 58.21% | $95,000.00 | $74,069.74 | 3.43% | 77.97% | $95,000.00 | $0.00 | $420 | $95,000.00 | $0.00 | $420 |
| 16 | 902 | 00 | 0000 | 1900 | 000 | 0000 | MISC./REIMB. EXP INCOME | $8,000.00 | $8,000.00 | $3,231.33 | 0.15% | 40.39% | $8,000.00 | $4,936.98 | 0.23% | 61.71% | $8,000.00 | $0.00 | $35 | $8,000.00 | $0.00 | $35 |
| 16 | 902 | 00 | 0000 | 1971 | 000 | 0000 | OVERHEAD PUPIL ACTIVITY | $72,100.00 | $72,100.00 | $0.00 | 0.00% | 0.00% | $74,029.20 | $0.00 | 0.00% | 0.00% | $75,375.00 | $3,275.00 | $334 | $78,800.00 | $3,425.00 | $349 |
| 16 | 902 | 00 | 0000 | 1971 | 000 | 0000 | OVERHEAD COST PRESCHOOL | $41,130.23 | $50,500.00 | $0.00 | 0.00% | 0.00% | $16,515.32 | $0.00 | 0.00% | 0.00% | $47,412.76 | -$3,087.24 | $210 | $22,017.67 | -$25,395.09 | $97 |
| 16 | 902 | 00 | 0000 | 3235 | 000 | 0000 | AT-RISK FUNDING | $0.00 | $0.00 | $0.00 | 0.00% | - | $0.00 | $81.00 | 0.00% | - | $0.00 | $0.00 | $0 | $0.00 | $0.00 | $0 |
| 16 | 902 | 00 | 0000 | 5710 | 000 | 0000 | PPOR/EXP REDUCT PRIOR FY | $0.00 | $0.00 | $0.00 | 0.00% | - | $0.00 | $0.00 | 0.00% | - | $0.00 | $0.00 | $0 | $0.00 | $0.00 | $0 |
| 16 | 902 | 00 | 0000 | 5710 | 000 | 0000 | DISTRICT PPOR | $1,822,494.96 | $1,694,008.17 | $1,264,460.12 | 56.80% | 74.64% | $1,676,364.93 | $1,227,733.67 | 56.85% | 73.24% | $1,684,680.14 | -$9,328.03 | $7,454 | $1,859,639.88 | $174,959.73 | $8,228 |
| 16 | 902 | 00 | 0000 | 5710 | 000 | 0000 | MILL LEVY OVERIDE | $172,189.00 | $166,348.00 | $71,044.09 | 3.19% | 42.71% | $159,222.00 | $23,798.79 | 1.10% | 14.95% | $183,390.00 | $17,042.00 | $811 | $331,016.00 | $147,626.00 | $1,465 |
| **TOTAL GENERAL FUND LOCAL REVENUES** | | | | | | | | $2,345,859.19 | $2,226,101.17 | $1,504,885.29 | 67.60% | 67.60% | $2,159,451.44 | $1,423,785.95 | 65.93% | 65.93% | $2,222,782.90 | -$3,318.27 | $9,835 | $2,410,198.55 | $187,415.64 | $10,665 |
| **GENERAL FUND 11 REVENUE TOTALS:** | | | | | | | | $2,345,859.19 | $2,226,101.17 | $1,504,885.29 | 67.60% | 67.60% | $2,159,451.44 | $1,423,785.95 | 65.93% | 65.93% | $2,222,782.90 | -$3,318.27 | $9,835 | $2,410,198.55 | $187,415.64 | $10,665 |
| **16** | | | | | | | | | | | | | | | | | | | | | | |
| 16 | 902 | 00 | 0010 | 0120 | 204 | 0000 | SUBSTITUTES & PART TIME | $6,927.31 | $9,000.00 | $9,009.29 | 0.70% | 100.10% | $18,553.50 | $5,804.81 | 0.50% | 31.29% | $11,500.00 | -$2,500.00 | $51 | $12,000.00 | -$500.00 | $53 |
| 16 | 902 | 00 | 0010 | 0110 | 201 | 0000 | TEACHERS | $593,710.72 | $671,829.88 | $521,011.12 | 40.29% | 77.55% | $518,665.24 | $434,030.17 | 37.31% | 83.68% | $691,829.88 | -$20,000.00 | $3,061 | $681,684.78 | $10,145.10 | $3,016 |
| 16 | 902 | 00 | 0010 | 0110 | 415 | 0000 | TEACHERS AIDES | $203,916.93 | $151,264.31 | $108,465.63 | 8.39% | 71.71% | $244,100.00 | $151,591.03 | 13.03% | 62.10% | $151,264.31 | $0.00 | $669 | $155,802.24 | -$4,537.93 | $689 |
| 16 | 902 | 00 | 2400 | 0110 | 105 | 0000 | OFFICE OF THE PRINCIPAL | $107,627.59 | $109,264.95 | $81,948.69 | 6.34% | 75.00% | $128,570.00 | $79,177.50 | 6.81% | 61.58% | $109,264.95 | $0.00 | $483 | $112,542.90 | -$3,277.95 | $498 |
| 16 | 902 | 00 | 2400 | 0110 | 100 | 0000 | EXTRA DUTY/SUMMER CAMP | $0.00 | $0.00 | $0.00 | 0.00% | - | $0.00 | $0.00 | 0.00% | - | $0.00 | $0.00 | $0 | $0.00 | $0.00 | $0 |
| 16 | 902 | 00 | 1700 | 0110 | 202 | 0000 | SPECIAL ED TEACHERS | $41,799.14 | $43,000.00 | $32,348.46 | 2.50% | 75.23% | $41,000.00 | $30,750.03 | 2.64% | 75.00% | $43,000.00 | $0.00 | $190 | $44,290.00 | -$1,290.00 | $196 |
| 16 | 902 | 00 | 1700 | 0110 | 415 | 0000 | SPECIAL ED AIDES | $22,428.74 | $70,949.90 | $51,300.23 | 3.97% | 72.30% | $22,000.00 | $16,499.97 | 1.42% | 75.00% | $70,949.90 | $0.00 | $314 | $73,078.40 | -$2,128.50 | $323 |
| 16 | 902 | 00 | 2132 | 0110 | 409 | 0000 | NURSE/HEALTH AID | $26,870.82 | $22,347.00 | $17,171.49 | 1.33% | 76.84% | $27,000.00 | $18,798.68 | 1.62% | 69.62% | $22,347.00 | $0.00 | $99 | $23,017.41 | -$670.41 | $102 |
| 16 | 902 | 00 | 2500 | 0110 | 500 | 0000 | BUSINESS SERVICES | $19,370.40 | $34,000.00 | $24,418.30 | 1.89% | 71.82% | $19,000.00 | $14,250.06 | 1.22% | 75.00% | $34,000.00 | $0.00 | $150 | $35,020.00 | -$1,020.00 | $155 |
| 16 | 902 | 00 | 2400 | 0110 | 500 | 0000 | ADMINISTRATIVE SUPPORT STAFF | $122,920.00 | $141,974.38 | $107,503.18 | 8.31% | 75.72% | $97,400.00 | $90,765.41 | 7.80% | 93.19% | $141,974.38 | $0.00 | $628 | $146,233.61 | -$4,259.23 | $647 |
| 16 | 902 | 00 | 2600 | 0110 | 600 | 0000 | JANITORIAL & MAINTENANCE | $60,000.00 | $39,424.00 | $32,801.97 | 2.54% | 83.20% | $47,000.00 | $33,865.00 | 2.91% | 72.05% | $43,100.00 | -$3,676.00 | $191 | $44,393.00 | -$1,293.00 | $196 |
| 16 | 902 | 00 | 3100 | 0110 | 607 | 0000 | FOOD SERVICE STAFF | $0.00 | $0.00 | $0.00 | 0.00% | - | $0.00 | $0.00 | 0.00% | - | $0.00 | $0.00 | $0 | $0.00 | $0.00 | $0 |
| **TOTAL SALARIES** | | | | | | | | $1,205,571.65 | $1,293,054.42 | $985,978.36 | 76.25% | 76.25% | $1,163,288.74 | $875,532.66 | 75.26% | 75.26% | $1,319,230.42 | -$26,176.00 | $5,837 | $1,328,062.33 | -$8,831.91 | $5,876 |
| 16 | 902 | 00 | 0010 | 0221 | 204 | 0000 | SUBSTITUTES & PART TIME MEDICA | $100.45 | $130.50 | $121.88 | 0.64% | 93.39% | $269.03 | $78.58 | 0.47% | 29.21% | $166.75 | -$36.25 | $1 | $174.00 | -$7.25 | $1 |
| 16 | 902 | 00 | 0010 | 0221 | 201 | 0000 | TEACHERS MEDICARE | $8,608.81 | $10,067.52 | $7,048.14 | 36.95% | 70.01% | $7,520.65 | $5,875.26 | 34.83% | 78.12% | $10,357.52 | -$290.00 | $46 | $10,210.42 | $147.10 | $45 |
| 16 | 902 | 00 | 0010 | 0221 | 415 | 0000 | TEACHERS AIDES MEDICARE | $2,956.80 | $2,193.33 | $1,467.30 | 7.69% | 66.90% | $3,539.45 | $2,052.01 | 12.17% | 57.98% | $2,193.33 | $0.00 | $10 | $2,259.13 | -$65.80 | $10 |
| 16 | 902 | 00 | 2400 | 0221 | 105 | 0000 | OFFICE OF PRINCIPAL MEDICARE | $1,560.60 | $1,584.34 | $1,108.59 | 5.81% | 69.97% | $1,864.27 | $1,071.79 | 6.35% | 57.49% | $1,584.34 | $0.00 | $7 | $1,631.87 | -$47.53 | $7 |
| 16 | 902 | 00 | 2400 | 0221 | 100 | 0000 | EXTRA DUTY/SUMMER MEDICARE | $0.00 | $0.00 | $0.00 | 0.00% | - | $0.00 | $0.00 | 0.00% | - | $0.00 | $0.00 | $0 | $0.00 | $0.00 | $0 |
| 16 | 902 | 00 | 1700 | 0221 | 202 | 0000 | SPECIAL ED MEDICARE | $606.09 | $623.50 | $437.60 | 2.29% | 70.19% | $594.50 | $416.25 | 2.47% | 70.02% | $623.50 | $0.00 | $3 | $642.21 | -$18.71 | $3 |
| 16 | 902 | 00 | 2100 | 0221 | 415 | 0000 | SPECIAL ED AIDES MEDICARE | $325.22 | $1,028.77 | $693.98 | 3.64% | 67.46% | $319.00 | $223.35 | 1.32% | 70.02% | $1,028.77 | $0.00 | $5 | $1,059.64 | -$30.86 | $5 |
| 16 | 902 | 00 | 2132 | 0221 | 409 | 0000 | NURSE MEDICARE | $389.63 | $324.03 | $232.29 | 1.22% | 71.69% | $391.50 | $254.47 | 1.51% | 65.00% | $324.03 | $0.00 | $1 | $333.75 | -$9.72 | $1 |
| 16 | 902 | 00 | 2500 | 0221 | 500 | 0000 | BUSINES SERVICES MEDICARE | $280.87 | $493.00 | $330.33 | 1.73% | 67.00% | $275.50 | $192.90 | 1.14% | 70.02% | $493.00 | $0.00 | $2 | $507.79 | -$14.79 | $2 |
| 16 | 902 | 00 | 2400 | 0221 | 500 | 0000 | ADMININSTRATIVE SUPPORT MEDIC | $1,782.34 | $2,058.63 | $1,454.28 | 7.62% | 70.64% | $1,412.30 | $1,228.65 | 7.28% | 87.00% | $2,058.63 | $0.00 | $9 | $2,120.39 | -$61.76 | $9 |
| 16 | 902 | 00 | 2600 | 0221 | 600 | 0000 | JANITORIAL & MAINT. MEDICARE | $870.00 | $571.65 | $443.74 | 2.33% | 77.62% | $681.50 | $458.41 | 2.72% | 67.27% | $624.95 | -$53.30 | $3 | $643.70 | -$18.75 | $3 |
| 16 | 902 | 00 | 3100 | 0221 | 607 | 0000 | FOOD SERVICE MEDICARE | $0.00 | $0.00 | $0.00 | 0.00% | - | $0.00 | $0.00 | 0.00% | - | $0.00 | $0.00 | $0 | $0.00 | $0.00 | $0 |
| **TOTAL MEDICARE** | | | | | | | | $17,480.79 | $19,075.28 | $13,338.12 | 69.92% | 69.92% | $16,867.69 | $11,851.66 | 70.26% | 70.26% | $19,454.83 | -$379.55 | $86 | $19,582.89 | -$128.06 | $87 |
| 16 | 902 | 00 | 0010 | 0230 | 204 | 0000 | SUBSTITUTES & PART TIME PERA | $1,499.76 | $1,813.50 | $1,501.81 | 0.57% | 82.81% | $3,692.15 | $957.73 | 0.41% | 25.94% | $2,317.25 | -$503.75 | $10 | $2,448.00 | -$130.75 | $11 |
| 16 | 902 | 00 | 0010 | 0230 | 201 | 0000 | TEACHERS PERA | $128,538.37 | $139,903.87 | $86,850.29 | 32.76% | 62.08% | $103,214.38 | $71,610.50 | 30.93% | 69.38% | $143,933.87 | -$4,030.00 | $637 | $139,063.69 | $4,870.17 | $615 |
| 16 | 902 | 00 | 0010 | 0230 | 415 | 0000 | TEACHERS AIDES PERA | $44,148.02 | $30,479.76 | $18,080.75 | 6.82% | 59.32% | $48,575.90 | $25,010.96 | 10.80% | 51.49% | $30,479.76 | $0.00 | $135 | $31,783.66 | -$1,303.90 | $141 |
| 16 | 902 | 00 | 2400 | 0230 | 105 | 0000 | OFFICE OF PRINCIPAL PERA | $23,301.37 | $22,016.89 | $13,660.49 | 5.15% | 62.05% | $25,585.43 | $13,063.47 | 5.64% | 51.06% | $22,016.89 | $0.00 | $97 | $22,958.75 | -$941.86 | $102 |
| 16 | 902 | 00 | 2400 | 0230 | 100 | 0000 | EXTRA DUTY/SUMMER PERA | $0.00 | $0.00 | $0.00 | 0.00% | - | $0.00 | $0.00 | 0.00% | - | $0.00 | $0.00 | $0 | $0.00 | $0.00 | $0 |
| 16 | 902 | 00 | 1700 | 0230 | 202 | 0000 | SPECIAL ED PERA | $9,049.51 | $8,664.50 | $5,392.35 | 2.03% | 62.23% | $8,159.00 | $5,073.44 | 2.19% | 62.18% | $8,664.50 | $0.00 | $38 | $9,035.16 | -$370.66 | $40 |
| 16 | 902 | 00 | 2122 | 0230 | 415 | 0000 | SPECIAL ED AIDES PERA | $4,855.82 | $14,296.40 | $8,551.53 | 3.23% | 59.82% | $4,378.00 | $2,722.32 | 1.18% | 62.18% | $14,296.40 | $0.00 | $63 | $14,907.99 | -$611.59 | $66 |
| 16 | 902 | 00 | 2132 | 0230 | 409 | 0000 | NURSE PERA | $5,817.53 | $4,502.92 | $2,862.41 | 1.08% | 63.57% | $5,373.00 | $3,101.59 | 1.34% | 57.73% | $4,502.92 | $0.00 | $20 | $4,695.55 | -$192.63 | $21 |
| 16 | 902 | 00 | 2500 | 0230 | 500 | 0000 | BUSINESS SERVICES PERA | $4,193.69 | $6,851.00 | $4,070.42 | 1.54% | 59.41% | $3,781.00 | $2,351.11 | 1.02% | 62.18% | $6,851.00 | $0.00 | $30 | $7,144.08 | -$293.08 | $32 |
| 16 | 902 | 00 | 2400 | 0230 | 500 | 0000 | ADMINISTRATIVE SUPPORT PERA | $26,612.18 | $28,607.84 | $17,920.31 | 6.76% | 62.64% | $19,382.60 | $14,975.36 | 6.47% | 77.26% | $28,607.84 | $0.00 | $127 | $29,831.66 | -$1,223.82 | $132 |
| 16 | 902 | 00 | 2600 | 0230 | 600 | 0000 | JANITORIAL & MAINT. PERA | $12,990.00 | $7,943.94 | $5,467.95 | 2.06% | 68.83% | $9,353.00 | $5,587.38 | 2.41% | 59.74% | $8,684.65 | -$740.71 | $38 | $9,056.17 | -$371.52 | $40 |

St. Vrain Community Montessori School
Revenue and Expense Budgets Detail
Bud/Act FY18 FY19 FY20

| Fd | Loc | Sre | Prog | O/S | Class | Proj | Description | FY 2018-2019 Original Budget | FY 2018-2019 Board Approved Adjusted Budget | FY 2018-2019 Actuals 3/31/2019 | FY 2018-2019 % Orig. Budget Category | FY 2018-2019 YTD % of Line Item | FY 2017-2018 Final Budget | FY 2017-2018 Actuals 3/31/2018 | FY 2017-2018 % Adj. Budget Category | FY 2017-2018 YTD % of Line Item | FY 2018-2019 Current Projection | FY 2018-2019 Variance from Adj Budget | CE Per Student | FY 2019-2020 Current Projection | FY 2019-2020 Variance from FY 18/19 Estimate | FY 2019-2020 CE Per Student |
|---|---|---|---|---|---|---|---|---|---|---|---|---|---|---|---|---|---|---|---|---|---|---|
| 16 | 902 | 00 | 3100 | 0230 | 607 | 0000 | FOOD SERVICE PERA | $0.00 | $0.00 | $0.00 | 0.00% | - | $0.00 | $0.00 | 0.00% | - | $0.00 | $0.00 | $0 | $0.00 | $0.00 | $0 |
| **TOTAL PERA** | | | | | | | | $261,006.26 | $265,080.61 | $164,358.31 | 62.00% | 62.00% | $231,494.46 | $144,453.86 | 62.40% | 62.40% | $270,355.08 | -$5,274.46 | $1,196 | $270,924.72 | -$569.64 | $1,199 |
| 16 | 902 | 00 | 0010 | 0251 | 201 | 0000 | TEACHERS HEALTH/DENTAL | $63,623.74 | $66,030.72 | $58,167.55 | 46.09% | 88.09% | $53,676.21 | $51,435.27 | 46.41% | 95.83% | $66,842.93 | -$812.20 | $296 | $70,185.07 | -$3,342.15 | $311 |
| 16 | 902 | 00 | 0010 | 0251 | 415 | 0000 | TEACHER AIDES HEALTH/DENTAL | $23,869.87 | $14,867.00 | $12,109.49 | 9.60% | 81.45% | $22,401.84 | $17,964.48 | 16.21% | 80.19% | $14,614.79 | $252.20 | $65 | $15,345.53 | -$730.74 | $68 |
| 16 | 902 | 00 | 2400 | 0251 | 105 | 0000 | OFFICE OF PRINCIPAL HEALTH/DEN | $12,070.47 | $10,739.09 | $9,149.05 | 7.25% | 85.19% | $11,833.79 | $9,383.03 | 8.47% | 79.29% | $10,556.91 | $182.18 | $47 | $11,084.76 | -$527.85 | $49 |
| 16 | 902 | 00 | 2400 | 0251 | 100 | 0000 | EXTRA/SUMMER HEALTH/DENTAL | $0.00 | $0.00 | $0.00 | 0.00% | - | $0.00 | $0.00 | 0.00% | - | $0.00 | $0.00 | $0 | $0.00 | $0.00 | $0 |
| 16 | 902 | 00 | 1700 | 0251 | 202 | 0000 | SPECIAL ED HEALTH/DENTAL | $4,637.53 | $4,226.25 | $3,611.50 | 2.86% | 85.45% | $4,546.60 | $3,644.07 | 3.29% | 80.15% | $4,154.56 | $71.69 | $18 | $4,362.28 | -$207.73 | $19 |
| 16 | 902 | 00 | 2122 | 0251 | 415 | 0000 | SPECIAL ED AIDES HEALTH/DENTAL | $3,431.58 | $6,973.30 | $5,727.34 | 4.54% | 82.13% | $3,364.29 | $1,955.35 | 1.76% | 58.12% | $6,855.01 | $118.30 | $30 | $7,197.76 | -$342.75 | $32 |
| 16 | 902 | 00 | 2132 | 0251 | 409 | 0000 | NURSE HEALTH/DENTAL | $0.00 | $2,196.37 | $1,917.09 | 1.52% | 87.28% | $0.00 | $2,227.76 | 2.01% | - | $2,159.11 | $37.26 | $10 | $2,267.07 | -$107.96 | $10 |
| 16 | 902 | 00 | 2500 | 0251 | 500 | 0000 | BUSINESS SERVICES HEALTH/DENT | $2,688.29 | $3,341.69 | $2,726.15 | 2.16% | 81.58% | $2,635.58 | $1,688.72 | 1.52% | 64.07% | $3,285.00 | $56.69 | $15 | $3,449.25 | -$164.25 | $15 |
| 16 | 902 | 00 | 2400 | 0251 | 500 | 0000 | ADMIN. SUPPORT HEALTH/DENTAL | $12,613.33 | $13,953.94 | $12,002.04 | 9.51% | 86.01% | $12,366.01 | $10,756.26 | 9.71% | 86.98% | $13,717.22 | $236.72 | $61 | $14,403.08 | -$685.86 | $64 |
| 16 | 902 | 00 | 2600 | 0251 | 600 | 0000 | JANITORIAL & MAINT. HEALTH/DENT | $0.00 | $3,874.78 | $3,662.13 | 2.90% | 94.51% | $0.00 | $4,013.21 | 3.62% | - | $4,164.22 | -$289.43 | $18 | $4,372.43 | -$208.21 | $19 |
| 16 | 902 | 00 | 3100 | 0251 | 607 | 0000 | FOOD SERVICE HEALTH/DENTAL | $0.00 | $0.00 | $0.00 | 0.00% | - | $0.00 | $0.00 | 0.00% | - | $0.00 | $0.00 | $0 | $0.00 | $0.00 | $0 |
| **TOTAL HEALTH INSURANCE** | | | | | | | | $122,934.82 | $126,203.14 | $109,072.34 | 86.43% | 86.43% | $110,824.33 | $103,068.15 | 93.00% | 93.00% | $126,900.00 | -$146.60 | $562 | $126,900.00 | -$6,317.49 | $562 |
| 16 | 902 | 00 | 0010 | 0211 | 201 | 0000 | LIFE INSURANCE | $575.00 | $575.00 | $556.09 | 96.71% | 96.71% | $575.00 | $517.63 | 90.02% | 90.02% | $575.00 | $0.00 | $3 | $750.00 | -$175.00 | $3 |
| 16 | 902 | 00 | 0010 | 290 | 201 | 0000 | EMPLOYEE WELLNESS | $6,500.00 | $6,500.00 | $330.00 | 5.08% | 5.08% | $250.00 | $4,997.12 | 1999% | 1999% | $500.00 | $6,000.00 | $2 | $600.00 | -$100.00 | $3 |
| 16 | 902 | 00 | 0010 | 0250 | 201 | 0000 | COBRA INSURANCE | $1,575.00 | $1,575.00 | $1,074.50 | 68.22% | 68.22% | $0.00 | $1,764.35 | - | - | $1,575.00 | $0.00 | $7 | $1,700.00 | -$125.00 | $8 |
| **TOTAL BENEFITS** | | | | | | | | $410,071.87 | $419,009.04 | $288,729.36 | 68.91% | 68.91% | $360,011.47 | $266,652.77 | 74.07% | 74.07% | $419,359.91 | -$5,800.62 | $1,856 | $420,457.61 | -$7,315.19 | $1,860 |
| | | | | | | | Benefits as a % of Labor | 34.01% | 32.40% | 29.28% | | | 30.95% | 30.46% | | | 31.79% | | | 31.66% | | |
| **TOTAL SALARIES AND BENEFITS** | | | | | | | | $1,615,643.52 | $1,712,063.46 | $1,274,707.72 | 74.45% | 74.45% | $1,523,300.21 | $1,142,185.43 | 74.98% | 74.98% | $1,738,590.33 | -$31,976.62 | $7,693 | $1,748,519.94 | -$16,147.10 | $7,737 |
| 16 | 902 | 00 | 2500 | 0313 | 000 | 0000 | BANKING SERVICE FEES | $1,900.00 | $1,900.00 | $1,672.92 | 2.24% | 88.05% | $1,900.00 | $1,863.30 | 2.55% | 98.07% | $1,900.00 | $0.00 | $8 | $1,938.00 | -$38.00 | $9 |
| 16 | 902 | 00 | 2100 | 0300 | 000 | 0000 | ASSESSMENTS | $5,000.00 | $5,000.00 | $2,845.68 | 3.82% | 56.91% | $5,000.00 | $2,305.00 | 3.16% | 46.10% | $3,500.00 | $1,500.00 | $15 | $3,570.00 | -$70.00 | $16 |
| 16 | 902 | 00 | 2300 | 0315 | 000 | 0000 | ADMIN/CLERICAL SERVICES | $500.00 | $500.00 | $0.00 | 0.00% | 0.00% | $1,700.00 | $0.00 | 0.00% | 0.00% | $100.00 | $400.00 | $0 | $102.00 | -$2.00 | $0 |
| 16 | 902 | 00 | 2100 | 0316 | 000 | 0000 | LIBRARIAN SERVICES | $500.00 | $500.00 | $0.00 | 0.00% | 0.00% | $1,500.00 | $0.00 | 0.00% | 0.00% | $100.00 | $400.00 | $0 | $102.00 | -$2.00 | $0 |
| 16 | 902 | 00 | 0010 | 0320 | 000 | 0000 | INSTRUCTIONAL/MUSIC LESSONS | $4,250.00 | $4,250.00 | $6,445.50 | 8.65% | 151.66% | $4,250.00 | $3,971.00 | 5.44% | 93.44% | $7,500.00 | -$3,250.00 | $33 | $7,650.00 | -$150.00 | $34 |
| 16 | 902 | 00 | 2300 | 0331 | 000 | 0000 | LEGAL FEES | $750.00 | $750.00 | $770.00 | 1.03% | 102.67% | $750.00 | $165.00 | 0.23% | 22.00% | $1,000.00 | -$250.00 | $4 | $510.00 | $490.00 | $2 |
| 16 | 902 | 00 | 2300 | 0332 | 000 | 0000 | AUDIT SERVICES | $5,000.00 | $5,000.00 | $5,000.00 | 6.71% | 100.00% | $5,000.00 | $5,000.00 | 6.85% | 100.00% | $5,000.00 | $0.00 | $22 | $5,100.00 | -$100.00 | $23 |
| 16 | 902 | 00 | 2500 | 0334 | 000 | 0000 | ACCOUNTING CONSULTING SVCS | $32,500.00 | $32,500.00 | $22,198.75 | 29.78% | 68.30% | $32,500.00 | $21,637.50 | 29.64% | 66.58% | $30,900.00 | $1,600.00 | $137 | $31,518.00 | -$618.00 | $139 |
| 16 | 902 | 00 | 2134 | 0335 | 000 | 0000 | NURSING SERVICES | $4,500.00 | $4,500.00 | $1,425.00 | 1.91% | 31.67% | $4,500.00 | $3,236.25 | 4.43% | 71.92% | $1,800.00 | $2,700.00 | $8 | $1,836.00 | -$36.00 | $8 |
| 16 | 902 | 00 | 2500 | 0340 | 000 | 0000 | TECH CONSULTING SVCS/SCH CUES | $6,000.00 | $6,000.00 | $5,104.89 | 6.85% | 85.08% | $1,500.00 | $4,844.97 | 6.64% | 323.00% | $6,000.00 | $0.00 | $27 | $6,120.00 | -$120.00 | $27 |
| 16 | 902 | 00 | 2500 | 0336 | 000 | 0000 | GRANT WRITING/ADMIN CONSULT | $500.00 | $500.00 | $0.00 | 0.00% | 0.00% | $750.00 | $0.00 | 0.00% | 0.00% | $125.00 | $375.00 | $1 | $127.50 | -$2.50 | $1 |
| 16 | 902 | 00 | 2500 | 0339 | 000 | 0000 | EDU/PROF DEV CONSULTING SVCS | $7,000.00 | $7,000.00 | $11,109.00 | 14.90% | 158.70% | $7,500.00 | $3,602.99 | 4.94% | 48.04% | $12,500.00 | -$5,500.00 | $55 | $12,750.00 | -$250.00 | $56 |
| 16 | 902 | 00 | 2500 | 0338 | 000 | 0000 | PAYROLL SERVICES | $4,900.00 | $4,900.00 | $6,190.34 | 8.30% | 126.33% | $4,900.00 | $4,038.66 | 5.53% | 82.42% | $8,215.00 | -$3,315.00 | $36 | $4,998.00 | $3,217.00 | $22 |
| 16 | 902 | 00 | 2500 | 0399 | 000 | 0000 | CBI BACKGROUND CHECKS | $1,000.00 | $1,000.00 | $949.00 | 1.27% | 94.90% | $1,000.00 | $558.00 | 0.76% | 55.80% | $1,200.00 | -$200.00 | $5 | $1,224.00 | -$24.00 | $5 |
| 16 | 902 | 00 | 2500 | 0390 | 000 | 0000 | LICENSES/PERMITS/OTHER SVCS | $250.00 | $250.00 | $0.00 | 0.00% | 0.00% | $250.00 | $0.00 | 0.00% | 0.00% | $125.00 | $125.00 | $1 | $127.50 | -$2.50 | $1 |
| **TOTAL PROFESSIONAL CONTRACTED SERVICES** | | | | | | | | $74,550.00 | $74,550.00 | $63,711.08 | 85.46% | 85.46% | $73,000.00 | $51,222.67 | 70.17% | 70.17% | $79,965.00 | -$5,415.00 | $354 | $77,673.00 | $2,292.00 | $344 |
| 16 | 902 | 00 | 2600 | 0411 | 000 | 0000 | WATER & SEWER | $1,675.00 | $1,675.00 | $1,301.86 | 0.53% | 77.72% | $1,675.00 | $1,362.62 | 0.66% | 81.35% | $1,675.00 | $0.00 | $7 | $1,708.50 | -$33.50 | $8 |
| 16 | 902 | 00 | 2600 | 0421 | 000 | 0000 | DISPOSAL SERVICE | $3,600.00 | $3,600.00 | $2,912.95 | 1.18% | 80.92% | $3,600.00 | $2,683.68 | 1.29% | 74.55% | $4,061.00 | -$461.00 | $18 | $4,142.22 | -$81.22 | $18 |
| 16 | 902 | 00 | 2600 | 0423 | 000 | 0000 | JANITORIAL CLEANING SERVICES | $19,000.00 | $19,000.00 | $16,856.00 | 6.83% | 88.72% | $19,000.00 | $15,061.50 | 7.27% | 79.27% | $22,356.00 | -$3,356.00 | $99 | $22,803.12 | -$447.12 | $101 |
| 16 | 902 | 00 | 2600 | 0622 | 000 | 0000 | ELECTRIC & GAS (ALL UTILITIES) | $17,000.00 | $17,000.00 | $14,376.10 | 5.83% | 84.57% | $18,000.00 | $13,255.43 | 6.40% | 73.64% | $17,000.00 | $0.00 | $75 | $17,340.00 | -$340.00 | $77 |
| 16 | 902 | 00 | 2600 | 0400 | 000 | 0000 | PROPERTY SERVICES RENT (CAM) | $19,380.00 | $19,380.00 | $8,881.20 | 3.60% | 45.83% | $20,000.00 | $8,881.20 | 4.28% | 44.41% | $11,841.60 | $7,538.40 | $52 | $12,433.68 | -$592.08 | $55 |
| 16 | 902 | 00 | 2600 | 0430 | 000 | 0000 | REPAIRS & MAINT BLDG SVCS | $2,000.00 | $2,000.00 | $828.00 | 0.34% | 41.40% | $2,400.00 | $762.00 | 0.37% | 31.75% | $1,250.00 | $750.00 | $6 | $1,275.00 | -$25.00 | $6 |
| 16 | 902 | 00 | 2600 | 0431 | 000 | 0000 | REPAIRS & MAINT EQUIP SVCS | $1,700.00 | $1,700.00 | $264.99 | 0.11% | 15.59% | $2,400.00 | $191.50 | 0.09% | 7.98% | $500.00 | $1,200.00 | $2 | $510.00 | -$10.00 | $2 |
| 16 | 902 | 00 | 2600 | 0433 | 000 | 0000 | SECURITY/FIRE SERVICES | $1,500.00 | $1,500.00 | $668.80 | 0.27% | 44.59% | $1,500.00 | $1,050.52 | 0.51% | 70.03% | $1,500.00 | $0.00 | $7 | $1,530.00 | -$30.00 | $7 |
| 16 | 902 | 00 | 2600 | 0499 | 000 | 0000 | OTHER PROPERTY SERVICES | $500.00 | $500.00 | $100.00 | 0.04% | 20.00% | $590.00 | $54.00 | 0.03% | 9.15% | $250.00 | $250.00 | $1 | $255.00 | -$5.00 | $1 |
| 16 | 902 | 00 | 2600 | 0440 | 000 | 0000 | OTHER FACILITY RENTAL | $42,100.00 | $42,100.00 | $153.00 | 0.06% | 0.36% | $2,400.00 | $100.00 | 0.05% | 4.17% | $153.00 | $41,947.00 | $1 | $156.06 | -$3.06 | $1 |
| 16 | 902 | 00 | 2600 | 0441 | 000 | 0000 | FACILITY LEASE | $134,640.00 | $134,640.00 | $120,148.53 | 48.68% | 89.24% | $132,000.00 | $104,312.30 | 50.33% | 79.02% | $124,594.74 | $10,045.26 | $551 | $170,864.50 | -$46,269.76 | $756 |
| 16 | 902 | 00 | 2600 | 0442 | 000 | 0000 | EQUIPMENT RENTAL/COPIER LEASE | $3,600.00 | $3,600.00 | $2,844.23 | 1.15% | 79.01% | $3,600.00 | $3,141.86 | 1.52% | 87.27% | $3,600.00 | $0.00 | $16 | $3,672.00 | -$72.00 | $16 |
| 16 | 902 | 00 | 2600 | 0450 | 000 | 0000 | CONTRACT LABOR | $100.00 | $100.00 | $0.00 | 0.00% | 0.00% | $100.00 | $0.00 | 0.00% | 0.00% | $100.00 | $0.00 | $0 | $102.00 | -$2.00 | $0 |
| **TOTAL PROPERTY RELATED SERVICES** | | | | | | | | $246,795.00 | $246,795.00 | $169,335.66 | 68.61% | 68.61% | $207,265.00 | $150,856.61 | 72.78% | 72.78% | $188,881.34 | $57,913.66 | $836 | $236,792.08 | -$47,910.74 | $1,048 |
| 16 | 902 | 00 | 2800 | 0521 | 000 | 0000 | LIABILITY INSURANCE | $12,000.00 | $12,000.00 | $11,578.00 | 8.05% | 96.48% | $12,000.00 | $10,939.30 | 9.76% | 91.16% | $13,500.00 | -$1,500.00 | $60 | $13,770.00 | -$270.00 | $61 |
| 16 | 902 | 00 | 2800 | 0525 | 000 | 0000 | UNEMPLOYMENT INSURANCE | $3,398.40 | $3,398.40 | $2,057.94 | 1.43% | 60.56% | $3,398.40 | $1,796.85 | 1.60% | 52.87% | $3,398.40 | $0.00 | $15 | $3,466.36 | -$67.97 | $15 |
| 16 | 902 | 00 | 2800 | 0526 | 000 | 0000 | WORKERS COMP INSURANCE | $10,500.00 | $10,500.00 | $5,873.00 | 4.08% | 55.93% | $10,500.00 | $6,447.00 | 5.75% | 61.40% | $10,500.00 | $0.00 | $46 | $10,710.00 | -$210.00 | $47 |
| 16 | 902 | 00 | 2500 | 0531 | 000 | 0000 | TELEPHONE/WEB/ONLINE SVCS | $11,500.00 | $11,500.00 | $4,199.86 | 2.92% | 36.52% | $11,500.00 | $4,208.77 | 3.76% | 36.60% | $5,500.00 | $6,000.00 | $24 | $5,610.00 | -$110.00 | $25 |
| 16 | 902 | 00 | 2500 | 0533 | 000 | 0000 | POSTAGE AND DELIVERY | $1,500.00 | $1,500.00 | $587.69 | 0.41% | 39.18% | $1,500.00 | $815.97 | 0.73% | 54.40% | $1,500.00 | $0.00 | $7 | $1,530.00 | -$30.00 | $7 |
| 16 | 902 | 00 | 2500 | 0540 | 000 | 0000 | ADVERTISING & RECRUITING | $750.00 | $750.00 | $773.57 | 0.54% | 103.14% | $1,250.00 | $38.77 | 0.03% | 3.10% | $1,000.00 | -$250.00 | $4 | $1,020.00 | -$20.00 | $5 |
| 16 | 902 | 00 | 2500 | 0550 | 000 | 0000 | PRINTING, BINDING, DUPLICATION | $1,100.00 | $1,100.00 | $420.24 | 0.29% | 38.20% | $1,200.00 | $387.08 | 0.35% | 32.26% | $750.00 | $350.00 | $3 | $765.00 | -$15.00 | $3 |

St. Vrain Community Montessori School
Revenue and Expense Budgets Detail
Bud/Act FY18 FY19 FY20

| Fd | Loc | Sre | Prog | O/S | Class | Proj | Description | FY 2018-2019 Original Budget | FY 2018-2019 Board Approved Adjusted Budget | FY 2018-2019 Actuals 3/31/2019 | FY 2018-2019 % Orig. Budget Category | FY 2018-2019 YTD % of Line Item | FY 2017-2018 Final Budget | FY 2017-2018 Actuals 3/31/2018 | FY 2017-2018 % Adj. Budget Category | FY 2017-2018 YTD % of Line Item | FY 2018-2019 Current Projection | FY 2018-2019 Variance from Adj Budget | CE Per Student | FY 2019-2020 Current Projection | FY 2019-2020 Variance from FY 18/19 Estimate | FY 2019-2020 CE Per Student |
|---|---|---|---|---|---|---|---|---|---|---|---|---|---|---|---|---|---|---|---|---|---|---|
| 16 | 902 | 00 | 3200 | 0570 | 000 | 0000 | CONTRACTED FOOD SERVICES | $1,500.00 | $1,500.00 | $756.00 | 0.53% | 50.40% | $1,800.00 | $1,500.00 | 1.34% | 83.33% | $1,500.00 | $0.00 | $7 | $1,530.00 | -$30.00 | $7 |
| 16 | 902 | 00 | 2400 | 0332 | 000 | 0000 | MONTESSORI CONSULTANT | $750.00 | $750.00 | $750.00 | 0.52% | 100.00% | $1,000.00 | $0.00 | 0.00% | 0.00% | $750.00 | $0.00 | $3 | $765.00 | -$15.00 | $3 |
| 16 | 902 | 00 | 2213 | 0580 | 000 | 0000 | PROFESSIONAL DEVELOPMENT | $19,000.00 | $19,000.00 | $9,317.41 | 6.48% | 49.04% | $19,000.00 | $15,870.94 | 14.16% | 83.53% | $11,000.00 | $8,000.00 | $49 | $8,160.00 | $2,840.00 | $36 |
| 16 | 902 | 00 | 1700 | 0594 | 000 | 0000 | DIST. PURCH. SVCS. SPEC. ED./PY | $5,026.55 | $37,715.66 | $37,715.66 | 26.23% | 100.00% | $3,000.00 | $5,026.55 | 4.49% | 167.55% | $37,715.66 | $0.00 | $167 | $38,469.97 | -$754.31 | $170 |
| 16 | 902 | 00 | 1700 | 0594 | 000 | 0000 | DIST. REIMBURSE SPEC. ED. CONSU | $0.00 | $0.00 | $0.00 | 0.00% | - | $0.00 | $0.00 | 0.00% | - | $0.00 | $0.00 | $0 | $0.00 | $0.00 | $0 |
| 16 | 902 | 00 | 2300 | 0595 | 000 | 0000 | DIST. PURCH. SVCS. GEN. ADMIN. | $16,435.32 | $19,500.00 | $14,789.11 | 10.29% | 75.84% | $16,435.32 | $14,374.01 | 12.83% | 87.46% | $19,500.00 | $0.00 | $86 | $19,890.00 | -$390.00 | $88 |
| 16 | 902 | 00 | 2500 | 0595 | 000 | 0000 | DIST. PURCH. SVCS. BUSINESS | $3,325.67 | $4,000.00 | $2,964.13 | 2.06% | 74.10% | $3,325.67 | $2,866.55 | 2.56% | 86.19% | $4,000.00 | $0.00 | $18 | $4,080.00 | -$80.00 | $18 |
| 16 | 902 | 00 | 2800 | 0595 | 000 | 0000 | DIST. PURCH. SVCS. CENTRAL | $8,455.80 | $10,000.00 | $7,535.96 | 5.24% | 75.36% | $8,455.80 | $7,314.11 | 6.53% | 86.50% | $10,000.00 | $0.00 | $44 | $10,200.00 | -$200.00 | $45 |
| 16 | 902 | 00 | 2830 | 0594 | 000 | 0000 | DIST. PURCH. SVCS. HR/PRINTING/S | $412.84 | $0.00 | $0.00 | 0.00% | - | $412.84 | $0.00 | 0.00% | 0.00% | $0.00 | $0.00 | $0 | $0.00 | $0.00 | $0 |
| 16 | 902 | 00 | 2800 | 0594 | 000 | 0000 | DIST. PURCH. SVCS. BOCES | $2,889.87 | $0.00 | $0.00 | 0.00% | - | $2,889.87 | $0.00 | 0.00% | 0.00% | $0.00 | $0.00 | $0 | $0.00 | $0.00 | $0 |
| 16 | 902 | 00 | 2500 | 0594 | 000 | 0000 | DIST. PURCH. SVCS. DATA MGMT. | $10,500.00 | $9,000.00 | $9,059.51 | 6.30% | 100.66% | $8,500.00 | $9,008.22 | 8.04% | 105.98% | $9,059.51 | -$59.51 | $40 | $9,240.70 | -$181.19 | $41 |
| 16 | 902 | 00 | 2500 | 0594 | 000 | 0000 | DIST. PURCH. SVCS. WAREHOUSE/D | $1,376.13 | $1,000.00 | $1,000.00 | 0.70% | 100.00% | $1,376.13 | $1,000.00 | 0.89% | 72.67% | $1,000.00 | $0.00 | $4 | $1,020.00 | -$20.00 | $5 |
| 16 | 902 | 00 | 2100 | 0594 | 000 | 0000 | DIST. PURCH. SVCS. VISION/HEARIN | $4,500.00 | $405.00 | $0.00 | 0.00% | 0.00% | $4,500.00 | $0.00 | 0.00% | 0.00% | $0.00 | $405.00 | $0 | $0.00 | $0.00 | $0 |
| 16 | 902 | 00 | 2300 | 0594 | 000 | 0000 | DIST. PURCH. SVCS. STUDENT SUPP | $0.00 | $0.00 | $0.00 | 0.00% | - | $0.00 | $176.60 | 0.16% | - | $0.00 | $0.00 | $0 | $0.00 | $0.00 | $0 |
| 16 | 902 | 00 | 2300 | 0596 | 000 | 0000 | DIST. PURCH. SVCS. PRIOR FY | $0.00 | $172.49 | $0.00 | 0.00% | 0.00% | $0.00 | $0.00 | 0.00% | - | $0.00 | $172.49 | $0 | $0.00 | $0.00 | $0 |
| **TOTAL OTHER PURCHASED/CONTRACTED SERVICES** | | | | | | | | $114,920.58 | $143,791.55 | $109,378.08 | 76.07% | 76.07% | $112,044.03 | $81,770.72 | 72.98% | 72.98% | $130,673.57 | $13,117.98 | $578 | $130,227.04 | $446.53 | $576 |
| 16 | 902 | 00 | 0010 | 0610 | 000 | 0000 | GENERAL INSTRUCTIONAL SUPPLIE | $13,500.00 | $13,500.00 | $11,468.42 | 7.78% | 84.95% | $13,500.00 | $9,870.75 | 8.45% | 73.12% | $13,500.00 | $0.00 | $60 | $13,770.00 | -$270.00 | $61 |
| 16 | 902 | 00 | 2400 | 0610 | 000 | 0000 | OFFICE SUPPLIES | $14,500.00 | $14,500.00 | $13,832.36 | 9.38% | 95.40% | $12,500.00 | $14,536.11 | 12.45% | 116.29% | $14,500.00 | $0.00 | $64 | $14,790.00 | -$290.00 | $65 |
| 16 | 902 | 00 | 2300 | 0690 | 000 | 0000 | COMMUNITY RELATIONS SUPPLIES | $2,100.00 | $2,100.00 | $1,344.97 | 0.91% | 64.05% | $2,100.00 | $2,536.80 | 2.17% | 120.80% | $2,100.00 | $0.00 | $9 | $2,142.00 | -$42.00 | $9 |
| 16 | 902 | 00 | 2213 | 0690 | 000 | 0000 | STAFF DEVELOPMENT SUPPLIES | $2,950.00 | $2,950.00 | $231.71 | 0.16% | 7.85% | $2,950.00 | $311.05 | 0.27% | 10.54% | $1,000.00 | $1,950.00 | $4 | $1,020.00 | -$20.00 | $5 |
| 16 | 902 | 00 | 2600 | 0690 | 000 | 0000 | JANITORIAL SUPPLIES | $7,000.00 | $7,000.00 | $3,614.38 | 2.45% | 51.63% | $7,000.00 | $3,868.95 | 3.31% | 55.27% | $5,500.00 | $1,500.00 | $24 | $5,610.00 | -$110.00 | $25 |
| 16 | 902 | 00 | 2600 | 0690 | 000 | 0000 | BLDG/GROUNDS/MAINT/SAFETY SUP | $7,800.00 | $7,800.00 | $7,684.52 | 5.21% | 98.52% | $7,800.00 | $9,194.71 | 7.87% | 117.88% | $7,800.00 | $0.00 | $35 | $7,956.00 | -$156.00 | $35 |
| 16 | 902 | 00 | 2130 | 0690 | 000 | 0000 | HEALTH & MEDICAL SUPPLIES | $1,500.00 | $1,500.00 | $675.38 | 0.46% | 45.03% | $600.00 | $1,211.57 | 1.04% | 201.93% | $1,500.00 | $0.00 | $7 | $1,530.00 | -$30.00 | $7 |
| 16 | 902 | 00 | 3100 | 0630 | 000 | 0000 | FOOD PROGRAM SUPPLIES | $2,500.00 | $2,500.00 | $719.50 | 0.49% | 28.78% | $2,500.00 | $722.77 | 0.62% | 28.91% | $1,250.00 | $1,250.00 | $6 | $1,275.00 | -$25.00 | $6 |
| 16 | 902 | 00 | 2700 | 0690 | 000 | 0000 | VEHICLE MAINTENANCE/FUEL | $0.00 | $0.00 | $127.11 | 0.09% | - | $0.00 | $0.00 | 0.00% | - | $250.00 | -$250.00 | $1 | $255.00 | -$5.00 | $1 |
| 16 | 902 | 00 | 0010 | 0640 | 000 | 0000 | TEXTBOOKS & PERIODICALS/LIBRAR | $5,500.00 | $5,500.00 | $4,519.33 | 3.06% | 82.17% | $10,000.00 | $5,080.55 | 4.35% | 50.81% | $5,500.00 | $0.00 | $24 | $5,610.00 | -$110.00 | $25 |
| 16 | 902 | 00 | 0010 | 0650 | 000 | 0000 | PUPIL ELECTRONIC MEDIA MATERIA | $3,200.00 | $3,200.00 | $2,244.94 | 1.52% | 70.15% | $3,200.00 | $2,069.86 | 1.77% | 64.68% | $3,200.00 | $0.00 | $14 | $3,264.00 | -$64.00 | $14 |
| 16 | 902 | 00 | 0010 | 0650 | 000 | 0000 | TEACHER/ADMIN ELEC MEDIA MATE | $450.00 | $450.00 | $0.00 | 0.00% | 0.00% | $650.00 | $0.00 | 0.00% | 0.00% | $200.00 | $250.00 | $1 | $204.00 | -$4.00 | $1 |
| 16 | 902 | 00 | 2600 | 0722 | 000 | 0000 | LEASEHOLD IMPROVEMENTS | $40,000.00 | $40,000.00 | $24,244.06 | 16.44% | 60.61% | $20,000.00 | $37,682.16 | 32.26% | 188.41% | $30,000.00 | $10,000.00 | $133 | $10,000.00 | $20,000.00 | $44 |
| 16 | 902 | 00 | 0010 | 0730 | 000 | 0000 | TECHNOLOGY EQUIPMENT | $18,500.00 | $18,500.00 | $9,428.22 | 6.39% | 50.96% | $18,500.00 | $11,364.81 | 9.73% | 61.43% | $10,000.00 | $8,500.00 | $44 | $10,200.00 | -$200.00 | $45 |
| 16 | 902 | 00 | 0010 | 0735 | 000 | 0000 | NON-CAPITAL EQUIPMENT | $0.00 | $0.00 | $0.00 | 0.00% | - | $0.00 | $0.00 | 0.00% | - | $0.00 | $0.00 | $0 | $0.00 | $0.00 | $0 |
| 16 | 902 | 00 | 0010 | 0734 | 000 | 0000 | MONTESSORI EQUIPMENT (CONSUM | $19,500.00 | $19,500.00 | $23,746.42 | 16.10% | 121.78% | $11,500.00 | $20,602.80 | 17.64% | 179.15% | $24,750.00 | -$5,250.00 | $110 | $25,245.00 | -$495.00 | $112 |
| 16 | 902 | 00 | 0010 | 0733 | 000 | 0000 | STAFF FURNITURE/FIXTURES | $8,500.00 | $8,500.00 | $11,460.85 | 7.77% | 134.83% | $4,000.00 | $6,974.19 | 5.97% | 174.35% | $12,500.00 | -$4,000.00 | $55 | $12,750.00 | -$250.00 | $56 |
| **TOTAL SUPPLIES AND MATERIALS** | | | | | | | | $147,500.00 | $147,500.00 | $115,342.17 | 78.20% | 78.20% | $116,800.00 | $126,027.08 | 107.90% | 107.90% | $133,550.00 | $13,950.00 | $591 | $115,621.00 | $17,929.00 | $512 |
| 16 | 902 | 00 | 2400 | 0810 | 000 | 0000 | ADMIN/INSTR DUES & FEES (IMC) | $2,500.00 | $2,500.00 | $2,119.54 | 21.63% | 84.78% | $2,500.00 | $1,875.00 | 0.34% | 75.00% | $2,500.00 | $0.00 | $11 | $2,550.00 | -$50.00 | $11 |
| 16 | 902 | 00 | 2800 | 0853 | 000 | 0000 | LICENSES TECHNOLOGY | $1,500.00 | $1,500.00 | $1,195.00 | 12.19% | 79.67% | $1,500.00 | $1,195.00 | 0.22% | 79.67% | $1,500.00 | $0.00 | $7 | $1,530.00 | -$30.00 | $7 |
| 16 | 902 | 00 | 2300 | 0911 | 000 | 0000 | PRINCIPAL PAYMENTS | $0.00 | $0.00 | $0.00 | 0.00% | - | $0.00 | $0.00 | 0.00% | - | $0.00 | $0.00 | $0 | $0.00 | $0.00 | $0 |
| 16 | 902 | 00 | 2300 | 0800 | 000 | 0000 | BD OF DIR DUES & FEES/CLCS DUES | $2,100.00 | $2,100.00 | $0.00 | 0.00% | 0.00% | $2,100.00 | $0.00 | 0.00% | 0.00% | $1,000.00 | $1,100.00 | $4 | $1,020.00 | -$20.00 | $5 |
| 16 | 902 | 00 | 2400 | 0990 | 000 | 0000 | CONTINGENCY | $0.00 | $0.00 | $0.00 | 0.00% | - | $540,000.00 | $0.00 | 0.00% | 0.00% | $0.00 | $0.00 | $0 | $0.00 | $0.00 | $0 |
| 16 | 902 | 00 | 2300 | 0890 | 000 | 0000 | NSF/BOARD/KINDER SCHOLAR/MISC | $3,450.00 | $3,450.00 | $2,023.50 | 20.65% | 58.65% | $3,450.00 | $1,270.85 | 0.23% | 36.84% | $3,450.00 | $0.00 | $15 | $3,519.00 | -$69.00 | $16 |
| 16 | 902 | 00 | 2200 | 0890 | 000 | 0000 | TEACHER CERTIFICATION FEES | $250.00 | $250.00 | $0.00 | 0.00% | 0.00% | $250.00 | $0.00 | 0.00% | 0.00% | $125.00 | $125.00 | $1 | $127.50 | -$2.50 | $1 |
| **TOTAL DUES/FEES/MISCELLANEOUS EXPENDITURES** | | | | | | | | $9,800.00 | $9,800.00 | $5,338.04 | 54.47% | 54.47% | $549,800.00 | $4,340.85 | 0.79% | 0.79% | $8,575.00 | $1,225.00 | $38 | $8,746.50 | -$171.50 | $39 |
| 16 | 902 | 00 | 9100 | 0840 | 000 | 0000 | OPERATING RESERVE | $65,974.33 | $0.00 | $0.00 | 0.00% | - | $49,188.38 | $0.00 | 0.00% | 0.00% | $0.00 | $0.00 | $0 | $6,134.02 | -$6,134.02 | $27 |
| 16 | 902 | 00 | 9310 | 0840 | 000 | 0000 | TABOR RESERVE 3% | $70,675.77 | $40,500.00 | $0.00 | 0.00% | 0.00% | $64,783.54 | $0.00 | 0.00% | 0.00% | $0.00 | $40,500.00 | $0 | $86,484.97 | -$86,484.97 | $383 |
| 16 | 902 | 00 | 0000 | 5621 | 000 | 0000 | TRANSFER TO CAPITAL RESERVE | $0.00 | $0.00 | $0.00 | 0.00% | - | $0.00 | $0.00 | 0.00% | - | $0.00 | $0.00 | $0 | $0.00 | $0.00 | $0 |
| 16 | 902 | 00 | 0000 | 5627 | 000 | 0000 | TRANSFER TO PRESCHOOL | $0.00 | $0.00 | $0.00 | 0.00% | - | $0.00 | $0.00 | 0.00% | - | $0.00 | $0.00 | $0 | $0.00 | $0.00 | $0 |
| 16 | 902 | 00 | 0000 | 5651 | 000 | 0000 | TRANSFER TO FOOD SERVICE FUND | $0.00 | $0.00 | $0.00 | 0.00% | - | $0.00 | $0.00 | 0.00% | - | $0.00 | $0.00 | $0 | $0.00 | $0.00 | $0 |
| 16 | 902 | 00 | 0000 | 5660 | 000 | 0000 | TRANSFER TO FUTURE CAPITAL FU | $0.00 | $0.00 | $0.00 | 0.00% | - | $0.00 | $0.00 | 0.00% | - | $0.00 | $0.00 | $0 | $0.00 | $0.00 | $0 |
| 16 | 902 | 00 | 0000 | 5674 | 000 | 0000 | TRANSFER TO PUPIL ACTIVITY FUND | $0.00 | $0.00 | $0.00 | 0.00% | - | $0.00 | $0.00 | 0.00% | - | $0.00 | $0.00 | $0 | $0.00 | $0.00 | $0 |
| **TOTAL TRANSFERS AND OTHER USES OF FUNDS** | | | | | | | | $136,650.10 | $40,500.00 | $0.00 | 0.00% | 0.00% | $113,971.92 | $0.00 | 0.00% | 0.00% | $0.00 | $40,500.00 | $0 | $92,618.99 | -$92,618.99 | $410 |
| **TOTAL GENERAL FUND 11 EXPENSE TOTALS:** | | | | | | | | $2,345,859.192 | $2,375,000.00 | $1,737,812.75 | 73.17% | 73.17% | $2,696,181.16 | $1,556,403.36 | 57.73% | 57.73% | $2,280,235.23 | $89,315.02 | $10,090 | $2,410,198.54 | -$136,180.80 | $10,665 |
| | | | | | | | Total Revenues | $2,345,859.194 | $2,226,101.170 | $1,504,885.29 | | | $2,159,451.44 | $1,423,785.95 | | | $2,222,782.90 | -$3,318.27 | | $2,410,198.55 | $187,415.64 | |
| | | | | | | | **Difference between revenues and exp** | $0.00 | -$148,898.83 | -$232,927.46 | | | -$536,729.72 | -$132,617.41 | | | -$57,452.33 | -$92,633.29 | -$254 | $0.00 | $323,596.44 | $0 |
| | | | | | | | **15% of All Operating Expenditures** | | | | | | | | | | | | **115** | **DOOC** | | **121** | **DOOC** |
| | | | | | | | **ENDING FUND BALANCE** | **$955,293.74** | **$806,083.60** | **$681,554.97** | | | **$387,110.83** | **$677,251.22** | | | **$857,030.10** | **Consolidated** | | **$953,689.09** | **Consolidated** | |
| | | | | | | | **% Change in Fund Balance** | **16.69%** | **-11.85%** | | | | **-52.20%** | | | | **-6.28%** | **% CHG FB** | $9,835 | **10.76%** | **% CHG FB** | $10,665 |
| | | | | | | | **BEGINNING FUND BALANCE** | **$0.00** | **$0.00** | **$0.00** | | | **$0.00** | **$0.00** | | | **$0.00** | | | **$0.00** | | |
| **22** | **GRANTS FUND REVENUE** | | | | | | | | | | | | | | | | | | | | | |
| 22 | 902 | 00 | 3000 | 3206 | 000 | 3206 | READ ACT GRANT | $13,553.12 | $13,553.12 | $7,515.00 | 7.91% | 55.45% | $13,553.12 | $6,512.00 | 8.28% | 48.05% | $13,553.12 | $0.00 | $60 | $13,553.12 | $0.00 | $60 |

St. Vrain Community Montessori School
Revenue and Expense Budgets Detail
Bud/Act FY18 FY19 FY20

| Fd | Loc | Sre | Prog | O/S | Class | Proj | Description | FY 2018-2019 Original Budget | FY 2018-2019 Board Approved Adjusted Budget | FY 2018-2019 Actuals 3/31/2019 | FY 2018-2019 % Orig. Budget Category | FY 2018-2019 YTD % of Line Item | FY 2017-2018 Final Budget | FY 2017-2018 Actuals 3/31/2018 | FY 2017-2018 % Adj. Budget Category | FY 2017-2018 YTD % of Line Item | FY 2018-2019 Current Projection | FY 2018-2019 Variance from Adj Budget | CE Per Student | FY 2019-2020 Current Projection | FY 2019-2020 Variance from FY 18/19 Estimate | FY 2019-2020 CE Per Student |
|---|---|---|---|---|---|---|---|---|---|---|---|---|---|---|---|---|---|---|---|---|---|---|
| 22 | 902 | 00 | 3000 | 3204 | 000 | 3204 | ELPA GRANT | $5,984.00 | $5,984.00 | $2,980.00 | 3.14% | 49.80% | $2,729.51 | $5,984.00 | 7.61% | 219.23% | $5,984.00 | $0.00 | $26 | $5,984.00 | $0.00 | $26 |
| 22 | 902 | 00 | 0000 | 1900 | 000 | 0000 | PHYSICAL ACTIVITY GRANT | $4,700.00 | $4,700.00 | $0.00 | 0.00% | 0.00% | $4,700.00 | $212.80 | 0.27% | 4.53% | $4,700.00 | $0.00 | $21 | $4,700.00 | $0.00 | $21 |
| 22 | 902 | 00 | 0000 | 1900 | 000 | 0000 | EDUCATION FOUNDATION GRANT | $569.00 | $569.00 | $0.00 | 0.00% | 0.00% | $569.00 | $0.00 | 0.00% | 0.00% | $569.00 | $0.00 | $3 | $569.00 | $0.00 | $3 |
| 22 | 902 | 00 | 0000 | 1900 | 000 | 1500 | POLIS FOUNDATION GRANT | $0.00 | $1,500.00 | $1,500.00 | 1.58% | 100.00% | $0.00 | $0.00 | 0.00% | - | $1,500.00 | $0.00 | $7 | $1,500.00 | $0.00 | $7 |
| 22 | 902 | 00 | 3000 | 3150 | 000 | 3150 | GIFTED & TALENTED GRANT | $2,185.00 | $2,185.00 | $2,148.00 | 2.26% | 98.31% | $1,902.13 | $2,185.00 | 2.78% | 114.87% | $2,185.00 | $0.00 | $10 | $2,185.00 | $0.00 | $10 |
| 22 | 902 | 00 | 0000 | 3113 | 000 | 3113 | CAP CONSTR GRANT REVENUE | $55,193.18 | $66,508.88 | $42,583.68 | 44.82% | 64.03% | $55,193.18 | $37,681.22 | 47.91% | 68.27% | $63,811.40 | -$2,697.48 | $282 | $57,667.50 | -$6,143.90 | $255 |
| TOTAL GRANTS REVENUE | | | | | | | | $82,184.30 | $95,000.00 | $56,726.68 | 59.71% | 59.71% | $78,646.94 | $52,575.02 | 66.85% | 66.85% | $92,302.52 | -$2,697.48 | $408 | $86,158.62 | -$6,143.90 | $381 |
| **GRANTS FUND 22 REVENUE TOTALS:** | | | | | | | | $82,184.30 | $95,000.00 | $56,726.68 | 59.71% | 59.71% | $78,646.94 | $52,575.02 | 66.85% | 66.85% | $92,302.52 | -$2,697.48 | $408 | $86,158.62 | -$6,143.90 | $381 |
| **22** | **GRANTS FUND EXPENSES** | | | | | | | | | | | | | | | | | | | | | |
| 22 | 902 | 00 | 2600 | 0441 | 000 | 3113 | CAP CONSTR/LEASE/LEASEHOLD | $55,193.18 | $66,508.88 | $42,583.68 | 44.82% | 64.03% | $55,193.18 | $37,681.22 | 47.91% | 68.27% | $63,811.40 | $2,697.48 | $282 | $57,667.50 | $6,143.90 | $255 |
| 22 | 902 | 00 | 0010 | 0110 | 000 | 3206 | READ ACT GRANT SALARIES | $10,613.12 | $10,613.12 | $5,894.00 | 6.20% | 55.54% | $12,053.12 | $5,314.37 | 6.76% | 44.09% | $10,613.12 | $0.00 | $47 | $10,613.12 | $0.00 | $47 |
| 22 | 902 | 00 | 0010 | 0230 | 000 | 3206 | READ ACT GRANT BENEFITS | $1,620.00 | $1,620.00 | $1,159.85 | 1.22% | 71.60% | $0.00 | $899.97 | 1.14% | - | $1,620.00 | $0.00 | $7 | $1,620.00 | $0.00 | $7 |
| 22 | 902 | 00 | 0010 | 0610 | 000 | 3206 | READ ACT GRANT SUPPLIES | $1,320.00 | $1,320.00 | $461.15 | 0.49% | 34.94% | $1,500.00 | $297.66 | 0.38% | 19.84% | $1,320.00 | $0.00 | $6 | $1,320.00 | $0.00 | $6 |
| 22 | 902 | 00 | 0010 | 0610 | 000 | 1900 | COMMUNITY FND GRANT | $569.00 | $569.00 | $0.00 | 0.00% | 0.00% | $569.00 | $0.00 | 0.00% | 0.00% | $569.00 | $0.00 | $3 | $569.00 | $0.00 | $3 |
| 22 | 902 | 00 | 0010 | 0110 | 000 | 3150 | GIFTED & TALENTED GRANT | $2,185.00 | $2,185.00 | $2,148.00 | 2.26% | 98.31% | $1,902.13 | $2,185.00 | 2.78% | 114.87% | $2,185.00 | $0.00 | $10 | $2,185.00 | $0.00 | $10 |
| 22 | 902 | 00 | 0010 | 0110 | 000 | 3206 | ELPA GRANT | $5,984.00 | $5,984.00 | $2,980.00 | 3.14% | 49.80% | $2,729.51 | $5,984.00 | 7.61% | 219.23% | $5,984.00 | $0.00 | $26 | $5,984.00 | $0.00 | $26 |
| 22 | 902 | 00 | 0010 | 0110 | 000 | 1900 | PHYSICAL ACTIVITY GRANT | $3,700.00 | $3,700.00 | $0.00 | 0.00% | 0.00% | $3,700.00 | $212.80 | 0.27% | 5.75% | $3,700.00 | $0.00 | $16 | $3,700.00 | $0.00 | $16 |
| 22 | 902 | 00 | 0010 | 0200 | 000 | 1900 | PHYSICAL ACTIVITY GRANT | $1,000.00 | $1,000.00 | $0.00 | 0.00% | 0.00% | $1,000.00 | $0.00 | 0.00% | 0.00% | $1,000.00 | $0.00 | $4 | $1,000.00 | $0.00 | $4 |
| 22 | 902 | 00 | 0010 | 0610 | 000 | 1500 | POLIS FOUNDATION GRANT | $0.00 | $1,500.00 | $1,500.00 | 1.58% | 100.00% | $0.00 | $0.00 | 0.00% | - | $1,500.00 | $0.00 | $7 | $1,500.00 | $0.00 | $7 |
| **GRANTS FUND 22 EXPENSE TOTALS:** | | | | | | | | $82,184.30 | $95,000.00 | $56,726.68 | 59.71% | 59.71% | $78,646.94 | $52,575.02 | 66.85% | 66.85% | $92,302.52 | $0.00 | $408 | $86,158.62 | $0.00 | $381 |
| | | | | | | | **ENDING FUND BALANCE** | **$0.00** | **$0.00** | **$0.00** | | | **$0.00** | **$0.00** | | | **$0.00** | | | **$0.00** | | |
| | | | | | | | **BEGINNING FUND BALANCE** | **$0.00** | **$0.00** | **$0.00** | | | **$0.00** | **$0.00** | | | **$0.00** | | | **$0.00** | | |
| **23** | | | | | | | | | | | | | | | | | | | | | | |
| 23 | 902 | 00 | 0000 | 1700 | 000 | 0000 | OCCUPATION PROGRAM SALES | $3,500.00 | $3,500.00 | $2,197.91 | 1.47% | 62.80% | $3,500.00 | $3,105.17 | 2.30% | 88.72% | $3,500.00 | $0.00 | $15 | $3,500.00 | $0.00 | $15 |
| 23 | 902 | 00 | 0000 | 1700 | 000 | 0000 | BOOKSTORE & APPAREL SALES | $350.00 | $350.00 | $20.00 | 0.01% | 5.71% | $350.00 | $0.00 | 0.00% | 0.00% | $350.00 | $0.00 | $2 | $350.00 | $0.00 | $2 |
| 23 | 902 | 00 | 0000 | 1700 | 000 | 0000 | CLASS FEES | $64,525.00 | $64,525.00 | $58,181.25 | 38.79% | 90.17% | $64,525.00 | $53,968.75 | 40.01% | 83.64% | $64,525.00 | $0.00 | $286 | $64,525.00 | $0.00 | $286 |
| 23 | 902 | 00 | 0000 | 1700 | 000 | 0000 | FUNDRAISERS SCRIP | $1,500.00 | $4,100.00 | $7,415.60 | 4.94% | 180.87% | $1,500.00 | $49.15 | 0.04% | 3.28% | $10,750.00 | $6,650.00 | $48 | $8,500.00 | -$2,250.00 | $38 |
| 23 | 902 | 00 | 0000 | 1700 | 000 | 0000 | FUNDRAISERS GROCERY CARDS | $27,000.00 | $27,000.00 | $17,379.09 | 11.59% | 64.37% | $27,000.00 | $19,487.61 | 14.45% | 72.18% | $25,000.00 | -$2,000.00 | $111 | $23,500.00 | -$1,500.00 | $104 |
| 23 | 902 | 00 | 0000 | 1700 | 000 | 0000 | FUNDRAISERS SILENT AUCTION | $9,000.00 | $19,000.00 | $40.00 | 0.03% | 0.21% | $9,000.00 | $180.00 | 0.13% | 2.00% | $19,000.00 | $0.00 | $84 | $19,000.00 | $0.00 | $84 |
| 23 | 902 | 00 | 0000 | 1700 | 000 | 0000 | FUNDRAISERS BUTTER BRAIDS | $11,000.00 | $11,000.00 | $0.00 | 0.00% | 0.00% | $8,500.00 | $10,427.00 | 7.73% | 122.67% | $9,000.00 | -$2,000.00 | $40 | $7,500.00 | -$1,500.00 | $33 |
| 23 | 902 | 00 | 0000 | 1700 | 000 | 0000 | FUNDRAISERS BOX TOPS | $250.00 | $250.00 | $284.30 | 0.19% | 113.72% | $150.00 | $154.00 | 0.11% | 102.67% | $450.00 | $200.00 | $2 | $450.00 | $0.00 | $2 |
| 23 | 902 | 00 | 0000 | 1700 | 000 | 0000 | FUNDRAISERS TARGET/AMAZON | $1,100.00 | $1,100.00 | $322.19 | 0.21% | 29.29% | $1,200.00 | $294.71 | 0.22% | 24.56% | $1,100.00 | $0.00 | $5 | $1,100.00 | $0.00 | $5 |
| 23 | 902 | 00 | 0000 | 1700 | 000 | 0000 | CLASS ACTIVITES/FIELD TRIPS | $3,175.00 | $3,175.00 | $0.00 | 0.00% | 0.00% | $3,175.00 | $3,134.00 | 2.32% | 98.71% | $3,175.00 | $0.00 | $14 | $3,175.00 | $0.00 | $14 |
| 23 | 902 | 00 | 0000 | 1700 | 000 | 0000 | OTHER FUNDRAISERS/PA | $16,000.00 | $16,000.00 | $16,088.55 | 10.73% | 100.55% | $16,000.00 | $15,657.55 | 11.61% | 97.86% | $16,000.00 | $0.00 | $71 | $16,000.00 | $0.00 | $71 |
| **TOTAL FUNDRAISING REVENUE** | | | | | | | | $137,400.00 | $150,000.00 | $101,928.89 | 67.95% | 67.95% | $134,900.00 | $106,457.94 | 78.92% | 78.92% | $152,850.00 | $2,850.00 | $676 | $147,600.00 | -$5,250.00 | $653 |
| **23** | | | | | | | | | | | | | | | | | | | | | | |
| 23 | 902 | 00 | 1900 | 0600 | 000 | 0000 | OCCUPATION PROGRAM | $2,000.00 | $2,000.00 | $2,557.81 | 1.71% | 127.89% | $2,000.00 | $1,222.92 | 0.91% | 61.15% | $2,200.00 | -$200.00 | $10 | $2,200.00 | $0.00 | $10 |
| 23 | 902 | 00 | 1900 | 0600 | 000 | 0000 | BOOKSTORE & APPAREL | $2,200.00 | $2,200.00 | $0.00 | 0.00% | 0.00% | $2,200.00 | $0.00 | 0.00% | 0.00% | $2,200.00 | $0.00 | $10 | $2,200.00 | $0.00 | $10 |
| 23 | 902 | 00 | 1900 | 0600 | 000 | 0000 | STUDENT SUBSCRIPTIONS | $1,500.00 | $1,500.00 | $628.95 | 0.42% | 41.93% | $1,500.00 | $641.00 | 0.48% | 42.73% | $1,500.00 | $0.00 | $7 | $1,500.00 | $0.00 | $7 |
| 23 | 902 | 00 | 1900 | 0600 | 000 | 0000 | FUNDRAISERS SCRIP | $1,500.00 | $4,100.00 | $6,792.17 | 4.53% | 165.66% | $1,500.00 | $0.00 | 0.00% | 0.00% | $10,225.00 | -$6,125.00 | $45 | $8,000.00 | $2,225.00 | $35 |
| 23 | 902 | 00 | 1900 | 0600 | 000 | 0000 | FUNDRAISERS GROCERY CARD | $24,000.00 | $24,000.00 | $17,519.50 | 11.68% | 73.00% | $24,000.00 | $20,492.00 | 15.19% | 85.38% | $24,000.00 | $0.00 | $106 | $22,800.00 | $1,200.00 | $101 |
| 23 | 902 | 00 | 1900 | 0600 | 000 | 0000 | FUNDRAISERS SILENT AUCTION | $1,000.00 | $11,000.00 | $554.38 | 0.37% | 5.04% | $1,000.00 | $785.99 | 0.58% | 78.60% | $5,000.00 | $6,000.00 | $22 | $1,000.00 | $4,000.00 | $4 |
| 23 | 902 | 00 | 1900 | 0600 | 000 | 0000 | FUNDRAISERS BUTTER BRAIDS | $9,000.00 | $9,000.00 | $0.00 | 0.00% | 0.00% | $4,570.80 | $6,094.80 | 4.52% | 133.34% | $8,250.00 | $750.00 | $37 | $7,000.00 | $1,250.00 | $31 |
| 23 | 902 | 00 | 1900 | 0600 | 000 | 0000 | FUNDRAISERS BOX TOPS | $0.00 | $0.00 | $0.00 | 0.00% | - | $0.00 | $0.00 | 0.00% | - | $0.00 | $0.00 | $0 | $0.00 | $0.00 | $0 |
| 23 | 902 | 00 | 1900 | 0600 | 000 | 0000 | FUNDRAIDERS TARGET RED CARD | $0.00 | $0.00 | $0.00 | 0.00% | - | $0.00 | $0.00 | 0.00% | - | $0.00 | $0.00 | $0 | $0.00 | $0.00 | $0 |
| 23 | 902 | 00 | 1900 | 0600 | 000 | 0000 | CLASS ACTIVITIES/FIELD TRIPS | $10,000.00 | $10,000.00 | $5,986.16 | 3.99% | 59.86% | $10,000.00 | $7,491.14 | 5.55% | 74.91% | $10,000.00 | $0.00 | $44 | $10,000.00 | $0.00 | $44 |
| 23 | 902 | 00 | 1900 | 0600 | 000 | 0000 | NEWS/OTHER FR/ACTIVITIES | $13,500.00 | $13,500.00 | $9,376.14 | 6.25% | 69.45% | $13,500.00 | $10,289.94 | 7.63% | 76.22% | $13,500.00 | $0.00 | $60 | $13,500.00 | $0.00 | $60 |
| 23 | 902 | 00 | 1900 | 0600 | 000 | 0000 | PVO MTGS/EVENTS/PROGRAMS | $600.00 | $600.00 | $0.00 | 0.00% | 0.00% | $600.00 | $0.00 | 0.00% | 0.00% | $600.00 | $0.00 | $3 | $600.00 | $0.00 | $3 |
| 23 | 902 | 00 | 2800 | 0868 | 000 | 0000 | OVERHEAD APPROPRIATION | $72,100.00 | $72,100.00 | $0.00 | 0.00% | 0.00% | $74,029.20 | $0.00 | 0.00% | 0.00% | $75,375.00 | -$3,275.00 | $334 | $78,800.00 | -$3,425.00 | $349 |
| **TOTAL FUNDRAISING EXPENSES** | | | | | | | | $137,400.00 | $150,000.00 | $43,415.11 | 28.94% | 28.94% | $134,900.00 | $47,017.79 | 34.85% | 34.85% | $152,850.00 | -$2,850.00 | $676 | $147,600.00 | $5,250.00 | $653 |
| **TOTAL FUNDRAISING EXPENSE TOTALS:** | | | | | | | | $137,400.00 | $150,000.00 | $43,415.11 | 28.94% | 28.94% | $134,900.00 | $47,017.79 | 34.85% | 34.85% | $152,850.00 | -$2,850.00 | $676 | $147,600.00 | $5,250.00 | $653 |
| | | | | | | | **ENDING FUND BALANCE** | **$0.00** | **$0.00** | **$58,513.78** | | | **$0.00** | **$59,440.15** | | | **$0.00** | | | **$0.00** | | |
| | | | | | | | **BEGINNING FUND BALANCE** | **$0.00** | **$0.00** | **$0.00** | | | **$0.00** | **$0.00** | | | **$0.00** | | | **$0.00** | | |

St. Vrain Community Montessori School
Revenue and Expense Budgets Detail
Bud/Act FY18 FY19 FY20

| Fd | Loc | Sre | Prog | O/S | Class | Proj | Description | FY 2018-2019 Original Budget | FY 2018-2019 Board Approved Adjusted Budget | FY 2018-2019 Actuals 3/31/2019 | % Orig. Budget Category | YTD % of Line Item | FY 2017-2018 Final Budget | FY 2017-2018 Actuals 3/31/2018 | % Adj. Budget Category | YTD % of Line Item | FY 2018-2019 Current Projection | Variance from Adj Budget | CE Per Student | FY 2019-2020 Current Projection | Variance from FY 18/19 Estimate | CE Per Student |
|---|---|---|---|---|---|---|---|---|---|---|---|---|---|---|---|---|---|---|---|---|---|---|
| **27** | | | | | | | | | | | | | | | | | | | | | | |
| 27 | 902 | 00 | 0000 | 1310 | 000 | 0000 | PRESCHOOL TUITION/FEES | $200,000.00 | $275,000.00 | $233,190.79 | 84.80% | 84.80% | $139,200.00 | $186,110.36 | 133.70% | 133.70% | $257,135.50 | -$17,864.50 | $1,138 | $238,875.00 | -$18,260.50 | $1,057 |
| 27 | 902 | 00 | 0000 | 1340 | 000 | 0000 | SPECIAL EDUCATION REVENUE | $0.00 | $0.00 | $0.00 | 0.00% | - | $0.00 | $0.00 | 0.00% | - | $0.00 | $0.00 | $0 | $0.00 | $0.00 | $0 |
| 27 | 902 | 00 | 0000 | 1840 | 000 | 0000 | COMMUNITY SCHOOL ENRICHMENT | $0.00 | $0.00 | $0.00 | 0.00% | - | $0.00 | $0.00 | 0.00% | - | $0.00 | $0.00 | $0 | $0.00 | $0.00 | $0 |
| **TOTAL PRESCHOOL REVENUE** | | | | | | | | $200,000.00 | $275,000.00 | $233,190.79 | 84.80% | 84.80% | $139,200.00 | $186,110.36 | 133.70% | 133.70% | $257,135.50 | -$17,864.50 | $1,138 | $238,875.00 | -$18,260.50 | $1,057 |
| 27 | 902 | 00 | 0000 | 5211 | 000 | 0000 | TRANSFER FROM GENERAL FUND | $0.00 | $0.00 | $0.00 | - | - | $0.00 | $0.00 | - | - | $0.00 | $0.00 | | $0.00 | $0.00 | |
| **TOTAL FUND TRANSFERS** | | | | | | | | $0.00 | $0.00 | $0.00 | - | - | $0.00 | $0.00 | - | - | $0.00 | $0.00 | | $0.00 | $0.00 | |
| **PRESCHOOL FUND 53 REVENUE TOTALS:** | | | | | | | | $200,000.00 | $275,000.00 | $233,190.79 | 84.80% | 84.80% | $139,200.00 | $186,110.36 | 133.70% | 133.70% | $257,135.50 | -$17,864.50 | $1,138 | $238,875.00 | -$18,260.50 | $1,057 |
| **27** | | | | | | | | | | | | | | | | | | | | | | |
| 27 | 902 | 00 | 0040 | 0110 | 105 | 0000 | PRESCHOOL SAL-DIRECTOR/ADMIN | $9,894.08 | $11,000.00 | $7,737.17 | 2.81% | 70.34% | $5,600.00 | $7,275.06 | 5.23% | 129.91% | $12,344.00 | -$1,344.00 | $55 | $12,714.32 | -$370.32 | $56 |
| 27 | 902 | 00 | 0040 | 0110 | 201 | 0000 | PRESCHOOL SAL-TEACHERS | $38,658.00 | $60,000.00 | $45,945.35 | 16.71% | 76.58% | $38,950.00 | $30,526.74 | 21.93% | 78.37% | $58,362.00 | $1,638.00 | $258 | $60,112.86 | -$1,750.86 | $266 |
| 27 | 902 | 00 | 0040 | 0110 | 415 | 0000 | PRESCHOOL SALARIES-AIDES | $58,650.00 | $77,000.00 | $60,326.95 | 21.94% | 78.35% | $54,500.00 | $45,744.83 | 32.86% | 83.94% | $76,640.00 | $360.00 | $339 | $78,939.20 | -$2,299.20 | $349 |
| 27 | 902 | 00 | 0040 | 0221 | 201 | 0000 | PRESCHOOL MEDICARE | $1,554.43 | $1,554.43 | $1,550.23 | 0.56% | 99.73% | $1,436.23 | $1,120.74 | 0.81% | 78.03% | $2,136.52 | -$582.09 | $9 | $2,200.61 | -$64.10 | $10 |
| 27 | 902 | 00 | 0040 | 0230 | 105 | 0000 | PRESCHOOL PERA DIRECTOR/ADMI | $2,142.07 | $2,142.07 | $1,921.00 | 0.70% | 89.68% | $1,114.40 | $1,891.02 | 1.36% | 169.69% | $2,487.32 | -$345.25 | $11 | $2,593.72 | -$106.41 | $11 |
| 27 | 902 | 00 | 0040 | 0230 | 201 | 0000 | PRESCHOOL PERA TEACHER | $8,369.46 | $12,000.00 | $7,684.00 | 2.79% | 64.03% | $7,751.05 | $5,042.73 | 3.62% | 65.06% | $11,759.94 | $240.06 | $52 | $12,263.02 | -$503.08 | $54 |
| 27 | 902 | 00 | 0040 | 0230 | 415 | 0000 | PRESCHOOL PERA AIDE | $12,697.73 | $16,000.00 | $9,605.00 | 3.49% | 60.03% | $10,845.50 | $5,673.07 | 4.08% | 52.31% | $15,442.96 | $557.04 | $68 | $16,103.60 | -$660.64 | $71 |
| 27 | 902 | 00 | 0040 | 0252 | 105 | 0000 | PRESCHOOL H/D DIRECTOR/ADMIN | $0.00 | $2,500.00 | $2,245.26 | 0.82% | 89.81% | $0.00 | $2,475.62 | 1.78% | - | $2,500.00 | $0.00 | $11 | $2,625.00 | -$125.00 | $12 |
| 27 | 902 | 00 | 0040 | 0252 | 201 | 0000 | PRESCHOOL H/D TEACHER | $4,803.58 | $8,400.00 | $8,981.04 | 3.27% | 106.92% | $0.00 | $6,601.64 | 4.74% | - | $8,400.00 | $0.00 | $37 | $8,820.00 | -$420.00 | $39 |
| 27 | 902 | 00 | 0040 | 0252 | 415 | 0000 | PRESCHOOL H/D AIDE | $9,612.92 | $16,500.00 | $11,226.30 | 4.08% | 68.04% | $0.00 | $7,426.85 | 5.34% | - | $16,500.00 | $0.00 | $73 | $17,325.00 | -$825.00 | $77 |
| 27 | 902 | 00 | 0040 | 0211 | 000 | 0000 | PRESCHOOL LIFE INS | $87.51 | $87.51 | $117.48 | 0.04% | 134.25% | $87.51 | $85.05 | 0.06% | 97.19% | $200.00 | -$112.49 | $1 | $210.00 | -$10.00 | $1 |
| 27 | 902 | 00 | 0040 | 0600 | 000 | 0000 | PRESCHOOL SUPPLIES/FUNDRAISE | $1,750.00 | $1,750.00 | $950.49 | 0.35% | 54.31% | $1,750.00 | $490.39 | 0.35% | 28.02% | $1,750.00 | $0.00 | $8 | $1,750.00 | $0.00 | $8 |
| 27 | 902 | 00 | 0040 | 0810 | 000 | 0000 | PRESCHOOL DUES/FEES/MISC | $650.00 | $650.00 | $912.52 | 0.33% | 140.39% | $650.00 | $480.00 | 0.34% | 73.85% | $1,200.00 | -$550.00 | $5 | $1,200.00 | $0.00 | $5 |
| 27 | 902 | 00 | 0040 | 0890 | 000 | 0000 | PRESCHOOL TUITION SCHOLARSHI | $0.00 | $0.00 | $0.00 | 0.00% | - | $0.00 | $0.00 | 0.00% | - | $0.00 | $0.00 | $0 | $0.00 | $0.00 | $0 |
| 27 | 902 | 00 | 2800 | 0868 | 000 | 0000 | PRESCHOOL OVERHEAD | $51,130.23 | $65,415.99 | $0.00 | 0.00% | 0.00% | $16,515.32 | $0.00 | 0.00% | 0.00% | $47,412.76 | $18,003.23 | $210 | $22,017.67 | $25,395.09 | $97 |
| **TOTAL PRESCHOOL EXPENSES** | | | | | | | | $200,000.00 | $275,000.00 | $159,202.78 | 57.89% | 57.89% | $139,200.00 | $114,833.75 | 82.50% | 82.50% | $257,135.50 | $17,864.50 | $1,138 | $238,875.00 | $18,260.49 | $1,057 |
| **PRESCHOOL FUND 53 EXPENSE TOTALS:** | | | | | | | | $200,000.00 | $275,000.00 | $159,202.78 | 57.89% | 57.89% | $139,200.00 | $114,833.75 | 82.50% | 82.50% | $257,135.50 | $17,864.50 | $1,138 | $238,875.00 | $18,260.49 | $1,057 |
| | | | | | | | **ENDING FUND BALANCE** | **$0.00** | **$0.00** | **$73,988.01** | | | **$0.00** | **$71,276.61** | | | **$0.00** | | | **$0.00** | | |
| **TOTAL REVENUES ALL FUNDS** | | | | | | | | $2,765,443.49 | $2,746,101.17 | $1,896,731.65 | 69.07% | 69.07% | $2,512,198.38 | $1,768,929.27 | 70.41% | 70.41% | $2,725,070.92 | -$21,030.25 | $12,058 | $2,882,832.17 | $157,761.24 | $12,756 |
| **TOTAL EXPENDITURES FOR ALL FUNDS** | | | | | | | | $2,765,443.49 | $2,895,000.00 | $1,997,157.32 | 68.99% | 68.99% | $3,048,928.10 | $1,770,829.92 | 58.08% | 58.08% | $2,782,523.25 | $104,329.52 | $12,312 | $2,882,832.17 | -$112,670.31 | $12,756 |
| | | | | | | | | 0.00 | -$148,898.83 | -$100,425.67 | | | -$536,729.72 | -$1,900.65 | | | -57,452.33 | | -$254 | 0.00 | | $0 |
| | | | | | | | | 2,505,563.16 | Exp less Trf/Res | | | | | | | | $2,659,735.49 | Exp less Trf/Res | | $2,689,395.51 | Exp less Trf/Res | |
| | | | | | | | | 6,864.56 | Daily Exp. | | | | | | | | $7,286.95 | Daily Exp. | | $7,368.21 | Daily Exp. | |
| | | | | | | | | 139.16 | Proj. Days of Res | | | | | | | | 117.61 | Proj. Days of Res | | 129.43 | Proj. Days of Res | |
| | | | | | | | | 43,396.07 | Variance | | | | | | | | $1,456,334.54 | Salary Schedule | | $1,502,754.58 | Salary Schedule | |
| | | | | | | | | | | | | | | | | | $1,489,058.54 | YEAR END ESTIMATE | | $1,502,310.83 | YEAR END ESTIMATE | |
| | | | | | | | | | | | | | | | | | $32,724.00 | Variance From Salary Sch | | -$443.74 | Variance From Salary Sch | |
| | | | | | | | | | | | | | | | | | $150,450.63 | Salary Projection From INC STMT | | | | |
| | | | | | | | | | | | | | | | | | $1,338,607.91 | NEG VARIANCE FROM BUDGET | | | | |

# St. Vrain Community Montessori Charter School

Statement of Financial Position

As of March 31, 2019

| | | Total All Funds | General Fund | Grants Fund | Preschool Fund | Pupil Activities |
|---|---|---|---|---|---|---|
| **Assets** | | | 16 | 22 | 27 | 23 |
| Current Assets: | | | | | | |
| Cash in Operating Account | 8101 | $207,326.19 | -$13,059.77 | $0.00 | $109,028.04 | $111,357.92 |
| Cash in Savings | 8101 | 170,860.54 | 170,860.54 | 0.00 | 0.00 | 0.00 |
| COLOTrust | 8101 | 528,344.95 | 528,344.95 | 0.00 | 0.00 | 0.00 |
| Petty Cash | 8103 | 700.00 | 700.00 | 0.00 | 0.00 | 0.00 |
| Subtotal Cash | | 907,231.68 | 686,845.72 | 0.00 | 109,028.04 | 111,357.92 |
| Grants Receivable | 8142 | 0.00 | 0.00 | 0.00 | 0.00 | 0.00 |
| Interest Receivable | 8115 | 0.00 | 0.00 | 0.00 | 0.00 | 0.00 |
| Due From Other Funds | 8132 | 0.00 | 0.00 | 0.00 | 0.00 | 0.00 |
| A/R Kindergarten | 8153 | 336.50 | 336.50 | 0.00 | 0.00 | 0.00 |
| A/R Preschool | 8154 | -5,996.64 | 0.00 | 0.00 | -5,996.64 | 0.00 |
| A/R NSF | 8155 | 0.00 | 0.00 | 0.00 | 0.00 | 0.00 |
| A/R Class Fees | 8156 | 62.50 | 0.00 | 0.00 | 0.00 | 62.50 |
| A/R Other | 8157 | 107.20 | 107.20 | 0.00 | 0.00 | 0.00 |
| Inventory | 8171 | 0.00 | 0.00 | 0.00 | 0.00 | 0.00 |
| Prepaid Expense | 8181 | 0.00 | 0.00 | 0.00 | 0.00 | 0.00 |
| Deposits | 8191 | 13,841.26 | 13,841.26 | 0.00 | 0.00 | 0.00 |
| Undeposited Funds | 8191 | 0.00 | 0.00 | 0.00 | 0.00 | 0.00 |
| Subtotal Other Current Assets | | 8,350.82 | 14,284.96 | 0.00 | -5,996.64 | 62.50 |
| Fixed Assets, Net | | | | | | |
| Equipment | 8241 | 0.00 | 0.00 | 0.00 | 0.00 | 0.00 |
| Total Assets | | $915,582.50 | $701,130.68 | $0.00 | $103,031.40 | $111,420.42 |
| **Liabilities and Fund Equity** | | | | | | |
| Current Liabilities: | | | | | | |
| Accounts Payable | 7421 | $0.00 | $0.00 | $0.00 | $0.00 | $0.00 |
| Accounts Payable District | 7421 | 0.00 | 0.00 | 0.00 | 0.00 | 0.00 |
| Loans Payable | 7451 | 0.00 | 0.00 | 0.00 | 0.00 | 0.00 |
| Salary & Benefits Payable | 7461 | 0.00 | 0.00 | 0.00 | 0.00 | 0.00 |
| Other Payroll Liabilities | 7471 | 9,600.71 | 9,600.71 | 0.00 | 0.00 | 0.00 |
| Sales Tax Payable | 7472 | 0.00 | 0.00 | 0.00 | 0.00 | 0.00 |
| Due to General Fund | 8142 | 0.00 | 0.00 | 0.00 | 0.00 | 0.00 |
| Deferred Revenue | 7481 | 91,925.03 | 9,975.00 | 0.00 | 29,043.39 | 52,906.64 |
| Subtotal Current Liabilities | | 101,525.74 | 19,575.71 | 0.00 | 29,043.39 | 52,906.64 |
| Fund Equity | | | | | | |
| Investment in Fixed Assets | 6790 | 0.00 | 0.00 | 0.00 | 0.00 | 0.00 |
| Current Yr. Surplus (Deficit) | 6770 | -100,425.67 | -232,927.46 | 0.00 | 73,988.01 | 58,513.78 |
| Tabor Reserve | 6721 | 73,000.00 | 73,000.00 | 0.00 | 0.00 | 0.00 |
| Res.for Deposit/Prepaids | 6710 | 38,823.00 | 38,823.00 | 0.00 | 0.00 | 0.00 |
| Beg. Fund Balance Unres. | 6770 | 802,659.43 | 802,659.43 | 0.00 | 0.00 | 0.00 |
| Subtotal Fund Equity | | 814,056.76 | 681,554.97 | 0.00 | 73,988.01 | 58,513.78 |
| Total Liabilities and Fund Equity | | $915,582.50 | $701,130.68 | $0.00 | $103,031.40 | $111,420.42 |

St. Vrain Community Montessori Charter School

# Statement of Activities and Changes in Fund Balance
For The Period Ending March 31, 2019

| | | Total All Funds | General Fund | Grants Fund | Preschool Fund | Pupil Activities |
|---|---|---|---|---|---|---|
| **Revenue** | | | 16 | 22 | 27 | 23 |
| Tuition/Fees | 1300 | $331,032.73 | $97,841.94 | $0.00 | $233,190.79 | $0.00 |
| Summer School Tuition | 1300 | $2,170.00 | $2,170.00 | $0.00 | $0.00 | $0.00 |
| Interest Income | 1510 | 10,280.34 | 10,280.34 | 0.00 | 0.00 | 0.00 |
| Food Service/Lunch Program | 1600 | 557.80 | 557.80 | 0.00 | 0.00 | 0.00 |
| Rental Lease Income | 1990 | 0.00 | 0.00 | 0.00 | 0.00 | 0.00 |
| Contributions/Donations | 1920 | 55,299.67 | 55,299.67 | 0.00 | 0.00 | 0.00 |
| Refunds/Rebates/Tax Credits | 1990 | 0.00 | 0.00 | 0.00 | 0.00 | 0.00 |
| Miscellaneous Income | 1990 | 3,231.33 | 3,231.33 | 0.00 | 0.00 | 0.00 |
| Textbook Fines | 1940 | 0.00 | 0.00 | 0.00 | 0.00 | 0.00 |
| Overhead | 1971 | 0.00 | 0.00 | 0.00 | 0.00 | 0.00 |
| At-Risk Funding | 3235 | 0.00 | 0.00 | 0.00 | 0.00 | 0.00 |
| Construction Funding State | 3951 | 42,583.68 | 0.00 | 42,583.68 | 0.00 | 0.00 |
| Food Service Commodities | 4951 | 0.00 | 0.00 | 0.00 | 0.00 | 0.00 |
| Transfer from General Fund | 5211 | 0.00 | 0.00 | 0.00 | 0.00 | 0.00 |
| PPOR/Exp Reduction Prior FY | 5710 | 0.00 | 0.00 | 0.00 | 0.00 | 0.00 |
| Mill Levy OR | 5710 | 71,044.09 | 71,044.09 | 0.00 | 0.00 | 0.00 |
| PPOR | 5710 | 1,264,460.12 | 1,264,460.12 | 0.00 | 0.00 | 0.00 |
| Grants | | | | | | |
| Polis Foundation Grant | 1998 | 1,500.00 | 0.00 | 1,500.00 | 0.00 | 0.00 |
| Community Fnd Grant | 1998 | 0.00 | 0.00 | 0.00 | 0.00 | 0.00 |
| ELPA | 3954 | 2,980.00 | 0.00 | 2,980.00 | 0.00 | 0.00 |
| Gifted & Talented | 3954 | 2,148.00 | 0.00 | 2,148.00 | 0.00 | 0.00 |
| READ Act Grant | 3954 | 7,515.00 | 0.00 | 7,515.00 | 0.00 | 0.00 |
| Ed Foundation Grant | 1998 | 0.00 | 0.00 | 0.00 | 0.00 | 0.00 |
| IDEA B | 4951 | 0.00 | 0.00 | 0.00 | 0.00 | 0.00 |
| Title II A, Title IV & V | 4951 | 0.00 | 0.00 | 0.00 | 0.00 | 0.00 |
| Pupil Activities | | | | | | |
| Fundraisers | 1700 | 35,873.53 | 0.00 | 0.00 | 0.00 | 35,873.53 |
| Class Fees | 1700 | 58,181.25 | 0.00 | 0.00 | 0.00 | 58,181.25 |
| Field Trip Fees | 1700 | 0.00 | 0.00 | 0.00 | 0.00 | 0.00 |
| Student News/Other | 1700 | 5,676.20 | 0.00 | 0.00 | 0.00 | 5,676.20 |
| Vision/OT Screening | 1700 | 0.00 | 0.00 | 0.00 | 0.00 | 0.00 |
| Occupation Sales | 1700 | 2,197.91 | 0.00 | 0.00 | 0.00 | 2,197.91 |
| *Total Revenue* | | 1,896,731.65 | 1,504,885.29 | 56,726.68 | 233,190.79 | 101,928.89 |
| **Expenses** | | | | | | |
| Employee Salaries | 100 | 1,110,972.33 | 985,978.36 | 10,984.50 | 114,009.47 | 0.00 |
| Employee Benefits | 200 | 333,219.51 | 288,729.36 | 1,159.85 | 43,330.30 | 0.00 |
| Contracted Prof/Tech Services | 300 | 64,498.58 | 64,461.08 | 37.50 | 0.00 | 0.00 |
| Property Related Services | 400 | 169,335.66 | 169,335.66 | 0.00 | 0.00 | 0.00 |
| Other Contracted Services | 500 | 111,204.24 | 108,628.08 | 0.00 | 0.00 | 2,576.16 |
| Supplies and Materials | 600 | 100,508.51 | 57,923.47 | 1,961.15 | 950.49 | 39,673.40 |
| Equipment/Property Purchases | 700 | 100,366.93 | 57,418.70 | 42,583.68 | 0.00 | 364.55 |
| Interfund Transfer & Other | 800 | 7,051.56 | 5,338.04 | 0.00 | 912.52 | 801.00 |
| *Total Expenses* | | 1,997,157.32 | 1,737,812.75 | 56,726.68 | 159,202.78 | 43,415.11 |
| | | | | | | |
| **Changes in Fund Balance** | | | | | | |
| Beginning fund balance | | 914,482.43 | 914,482.43 | 0.00 | 0.00 | 0.00 |
| Revenue less expenses | | -100,425.67 | -232,927.46 | 0.00 | 73,988.01 | 58,513.78 |
| Interfund transfers | | 0.00 | 0.00 | 0.00 | 0.00 | 0.00 |
| Ending fund balance | | $814,056.76 | $681,554.97 | $0.00 | $73,988.01 | $58,513.78 |

# St. Vrain Community Montessori School
## Profit Loss

| | Jul 18 | Aug 18 | Sep 18 | Oct 18 | Nov 18 | Dec 18 | Jan 19 | Feb 19 | Mar 19 | TOTAL |
|---|---|---|---|---|---|---|---|---|---|---|
| Ordinary Income/Expense | | | | | | | | | | |
| Income | | | | | | | | | | |
| 16-0000 · General Fund Revenue | | | | | | | | | | |
| 1300 · Tuition | | | | | | | | | | |
| 1320 · Kindergarten Tuition | 23,996.66 | 13,677.32 | 11,223.98 | 7,544.00 | 7,544.00 | 8,770.66 | 9,997.32 | 7,544.00 | 7,544.00 | 97,841.94 |
| 1330 · Summer School Tuition | 0.00 | 0.00 | 0.00 | 0.00 | 0.00 | 0.00 | 0.00 | 1,440.00 | 730.00 | 2,170.00 |
| Total 1300 · Tuition | 23,996.66 | 13,677.32 | 11,223.98 | 7,544.00 | 7,544.00 | 8,770.66 | 9,997.32 | 8,984.00 | 8,274.00 | 100,011.94 |
| 1500 · Earnings on Investments | | | | | | | | | | |
| 1510 · Interest Income | 973.34 | 985.66 | 961.92 | 1,027.33 | 1,028.19 | 1,104.41 | 1,154.90 | 1,052.19 | 1,154.47 | 9,442.41 |
| 1520 · Dividend Income | 110.53 | 119.47 | 105.88 | 97.92 | 88.06 | 81.59 | 71.42 | 76.49 | 86.57 | 837.93 |
| Total 1500 · Earnings on Investments | 1,083.87 | 1,105.13 | 1,067.80 | 1,125.25 | 1,116.25 | 1,186.00 | 1,226.32 | 1,128.68 | 1,241.04 | 10,280.34 |
| 1600 · Food Services | | | | | | | | | | |
| 1626 · Lunch Fees 2018-19 | 0.00 | 0.00 | 0.00 | 0.00 | 0.00 | 0.00 | 557.80 | 0.00 | 0.00 | 557.80 |
| Total 1600 · Food Services | 0.00 | 0.00 | 0.00 | 0.00 | 0.00 | 0.00 | 557.80 | 0.00 | 0.00 | 557.80 |
| 1900 · Other Revenue Local Source | | | | | | | | | | |
| 1989 · Revtrack Fee Revenue | 118.98 | 92.40 | 84.64 | 97.75 | 64.27 | 136.73 | 255.91 | 408.00 | 125.01 | 1,383.69 |
| 1997 · Reimbursed Expenses | | | | | | | | | | |
| 1997.01 · Reimbursed Expenses COBRA | 260.75 | 260.75 | 0.00 | 553.00 | 276.50 | 276.50 | 0.00 | 0.00 | 0.00 | 1,627.50 |
| Total 1997 · Reimbursed Expenses | 260.75 | 260.75 | 0.00 | 553.00 | 276.50 | 276.50 | 0.00 | 0.00 | 0.00 | 1,627.50 |
| 1920 · Donations/Contributions | | | | | | | | | | |
| 1920.01 · Donations General | 400.00 | 130.00 | 0.00 | 755.00 | 4,985.00 | 21,261.45 | 15,791.02 | 11,106.70 | 496.50 | 54,925.67 |
| 1920.04 · Donations - PreK Scholarships | 0.00 | 0.00 | 0.00 | 74.80 | 74.80 | 74.80 | 74.80 | 74.80 | 0.00 | 374.00 |
| Total 1920 · Donations/Contributions | 400.00 | 130.00 | 0.00 | 829.80 | 5,059.80 | 21,336.25 | 15,865.82 | 11,181.50 | 496.50 | 55,299.67 |
| 1993 · NSF Fee/Late PU Fee/Convenience | 0.00 | 0.00 | 0.00 | 0.00 | 0.00 | 31.00 | 31.00 | 0.00 | 0.00 | 62.00 |
| 1999 · Miscellaneous | 0.00 | 0.00 | 18.00 | 42.00 | 11.00 | 11.00 | 66.14 | 0.00 | 10.00 | 158.14 |
| Total 1900 · Other Revenue Local Source | 779.73 | 483.15 | 102.64 | 1,522.55 | 5,411.57 | 21,791.48 | 16,218.87 | 11,589.50 | 631.51 | 58,531.00 |
| 5700 · Mill Levy | 0.00 | 0.00 | 0.00 | 0.00 | 0.00 | 0.00 | 0.00 | 4,080.54 | 66,963.55 | 71,044.09 |
| 5710 · PPR | 146,800.79 | 140,040.66 | 140,040.66 | 140,040.66 | 140,040.66 | 139,881.60 | 136,623.95 | 140,495.57 | 140,495.57 | 1,264,460.12 |
| Total 16-0000 · General Fund Revenue | 172,661.05 | 155,306.26 | 152,435.08 | 150,232.46 | 154,112.48 | 171,629.74 | 164,624.26 | 166,278.29 | 217,605.67 | 1,504,885.29 |
| 22-0000 · Grant Fund Revenue | | | | | | | | | | |
| 1998 · Other Private Grant Reserved | | | | | | | | | | |
| 1998.02 · Polis Foundation | 0.00 | 0.00 | 1,500.00 | 0.00 | 0.00 | 0.00 | 0.00 | 0.00 | 0.00 | 1,500.00 |
| Total 1998 · Other Private Grant Reserved | 0.00 | 0.00 | 1,500.00 | 0.00 | 0.00 | 0.00 | 0.00 | 0.00 | 0.00 | 1,500.00 |
| 3951 · State Source Revenue | | | | | | | | | | |
| 3150 · Gifted & Talented Grant | 0.00 | 0.00 | 0.00 | 0.00 | 0.00 | 0.00 | 2,148.00 | 0.00 | 0.00 | 2,148.00 |
| 3140 · ELPA Grant | 0.00 | 0.00 | 0.00 | 0.00 | 0.00 | 0.00 | 2,980.00 | 0.00 | 0.00 | 2,980.00 |
| 3206 · Read Act Grant | 1,376.77 | 1,686.64 | 1,426.82 | 1,478.00 | 1,376.77 | 0.00 | 170.00 | 0.00 | 0.00 | 7,515.00 |
| 3113 · Charter School Cap Const | 0.00 | 10,650.50 | 5,325.25 | 5,325.25 | 5,325.25 | 5,325.25 | 5,325.25 | 0.00 | 5,306.93 | 42,583.68 |
| Total 3951 · State Source Revenue | 1,376.77 | 12,337.14 | 6,752.07 | 6,803.25 | 6,702.02 | 5,325.25 | 10,623.25 | 0.00 | 5,306.93 | 55,226.68 |
| Total 22-0000 · Grant Fund Revenue | 1,376.77 | 12,337.14 | 8,252.07 | 6,803.25 | 6,702.02 | 5,325.25 | 10,623.25 | 0.00 | 5,306.93 | 56,726.68 |
| 23-0000 · Pupil Activity Fund Revenue | | | | | | | | | | |
| 1901 · 100 Mile Club Fees | 0.00 | 700.00 | 1,155.00 | 60.00 | 20.00 | 0.00 | 0.00 | 60.00 | 0.00 | 1,995.00 |
| 1768 · Student Magazine Subscriptions | 0.00 | 0.00 | 75.00 | 45.00 | 0.00 | 0.00 | 0.00 | 0.00 | 0.00 | 120.00 |
| 1700 · Pupil Activities | | | | | | | | | | |
| 1738 · Occupation Sales | | | | | | | | | | |
| 1738.04 · Farm Stand Sales | 0.00 | 0.00 | 54.23 | 1,080.90 | 98.93 | 273.02 | 538.95 | 72.44 | 79.44 | 2,197.91 |
| Total 1738 · Occupation Sales | 0.00 | 0.00 | 54.23 | 1,080.90 | 98.93 | 273.02 | 538.95 | 72.44 | 79.44 | 2,197.91 |
| 1790 · Community Events Reimbursements | 0.00 | 0.00 | 0.00 | 17.00 | 0.00 | 0.00 | 0.00 | 0.00 | 0.00 | 17.00 |
| 1752 · Parent Education | 0.00 | 0.00 | 0.00 | 405.00 | -200.00 | 0.00 | 0.00 | 0.00 | 0.00 | 205.00 |
| 1725 · Upendo Emporium Student Store | 0.00 | 0.00 | 0.00 | 226.83 | 995.45 | 1,314.37 | 343.43 | 340.12 | 99.00 | 3,319.20 |
| 1720 · Bookstore and Apparel Sales | 0.00 | 0.00 | 35.00 | 277.00 | -312.00 | 20.00 | 0.00 | 0.00 | 0.00 | 20.00 |
| 1740 · Class Fees | 58,031.25 | 300.00 | -150.00 | 0.00 | 0.00 | 0.00 | 0.00 | 0.00 | 0.00 | 58,181.25 |

| | Jul 18 | Aug 18 | Sep 18 | Oct 18 | Nov 18 | Dec 18 | Jan 19 | Feb 19 | Mar 19 | TOTAL |
|---|---|---|---|---|---|---|---|---|---|---|
| 1750 · Fundraisers | | | | | | | | | | |
| 1750.31 · Shutterfly Fundraiser | 0.00 | 0.00 | 0.00 | 0.00 | 0.00 | 143.47 | 141.48 | 0.00 | 0.00 | 284.95 |
| 1750.30 · T-Shirt/Spirit Wear Fundraiser | 0.00 | 0.00 | 0.00 | 0.00 | 745.00 | 120.00 | 0.00 | 40.20 | 0.00 | 905.20 |
| 1750.26 · Small Hands Fundraiser | 0.00 | 0.00 | 0.00 | 4,568.10 | 0.00 | -65.70 | 0.00 | 0.00 | 0.00 | 4,502.40 |
| 1750.25 · Fundraiser Dining Out | 0.00 | 0.00 | 0.00 | 0.00 | 0.00 | 859.42 | 0.00 | 680.38 | 0.00 | 1,539.80 |
| 1750.24 · Amazon Smiles | 0.00 | 83.55 | 0.00 | 82.77 | 0.00 | 0.00 | 0.00 | 155.87 | 0.00 | 322.19 |
| 1750.21 · Longmont Dairy | 0.00 | 0.00 | 222.00 | 0.00 | 0.00 | 0.00 | 0.00 | 0.00 | 0.00 | 222.00 |
| 1750.14 · Silent Auction | 0.00 | 40.00 | 0.00 | 0.00 | 0.00 | 0.00 | 0.00 | 0.00 | 0.00 | 40.00 |
| 1750.13 · Equal Exchange | 0.00 | 0.00 | 0.00 | 0.00 | 0.00 | 0.00 | 2,535.00 | 43.00 | 0.00 | 2,578.00 |
| 1750.02 · Fundraiser-Grocery Cards | 674.75 | 25.00 | 3,475.80 | 3,026.00 | 4,141.25 | 2,375.00 | 2,166.00 | 657.50 | 837.79 | 17,379.09 |
| 1750.01 · Fundraisers Scrip | 9.00 | 9.00 | 18.00 | 9.00 | 5,406.00 | 1,066.90 | 14.80 | 873.90 | 9.00 | 7,415.60 |
| 1750.09 · Fundraisers Other | 0.00 | 0.00 | 0.00 | 0.00 | 0.00 | 400.00 | 0.00 | 0.00 | 0.00 | 400.00 |
| 1750.10 · Box Tops | 0.00 | 0.00 | 0.00 | 0.00 | 0.00 | 0.00 | 284.30 | 0.00 | 0.00 | 284.30 |
| Total 1750 · Fundraisers | 683.75 | 157.55 | 3,715.80 | 7,685.87 | 10,292.25 | 4,899.09 | 5,141.58 | 2,450.85 | 846.79 | 35,873.53 |
| Total 1700 · Pupil Activities | 58,715.00 | 457.55 | 3,655.03 | 9,692.60 | 10,874.63 | 6,506.48 | 6,023.96 | 2,863.41 | 1,025.23 | 99,813.89 |
| Total 23-0000 · Pupil Activity Fund Revenue | 58,715.00 | 1,157.55 | 4,885.03 | 9,797.60 | 10,894.63 | 6,506.48 | 6,023.96 | 2,923.41 | 1,025.23 | 101,928.89 |
| 27-0000 · Preschool Fund Revenue | | | | | | | | | | |
| 1350 · Preschool Activity Fees | 4,150.00 | 100.00 | 0.00 | 0.00 | 0.00 | 0.00 | 0.00 | 0.00 | 0.00 | 4,250.00 |
| 1340 · Preschool Application Fee | 2,575.00 | 50.00 | 50.00 | 0.00 | 0.00 | 0.00 | 0.00 | 0.00 | 0.00 | 2,675.00 |
| 1310 · Preschool Tuition | 59,206.85 | 39,220.08 | 20,962.28 | 16,358.83 | 16,842.22 | 16,842.22 | 23,148.87 | 16,842.22 | 16,842.22 | 226,265.79 |
| Total 27-0000 · Preschool Fund Revenue | 65,931.85 | 39,370.08 | 21,012.28 | 16,358.83 | 16,842.22 | 16,842.22 | 23,148.87 | 16,842.22 | 16,842.22 | 233,190.79 |
| Total Income | 298,684.67 | 208,171.03 | 186,584.46 | 183,192.14 | 188,551.35 | 200,303.69 | 204,420.34 | 186,043.92 | 240,780.05 | 1,896,731.65 |
| Gross Profit | 298,684.67 | 208,171.03 | 186,584.46 | 183,192.14 | 188,551.35 | 200,303.69 | 204,420.34 | 186,043.92 | 240,780.05 | 1,896,731.65 |
| Expense | | | | | | | | | | |
| 16-0900 · General Fund Expense | | | | | | | | | | |
| 0100 · Salaries | | | | | | | | | | |
| 0120.0 · Temporary Salaries | | | | | | | | | | |
| 0120.21 · Substitutes Adminstrative | 0.00 | 0.00 | 0.00 | 13.13 | 13.13 | 13.13 | 157.50 | 13.13 | 300.00 | 510.02 |
| 0120.04 · Substitute Aides Special Ed | 0.00 | 0.00 | 0.00 | 462.66 | 292.03 | 803.91 | 0.00 | 208.66 | 202.50 | 1,969.76 |
| 0120.03 · Substitute Teachers Special Ed | 0.00 | 0.00 | 0.00 | 42.66 | 0.00 | 0.00 | 0.00 | 0.00 | 0.00 | 42.66 |
| 0120.02 · Substitute Teacher Aides | 0.00 | 0.00 | 124.69 | 98.44 | 436.41 | 513.69 | 632.10 | 787.80 | 574.50 | 3,167.63 |
| 0120.01 · Substitute Teachers | 0.00 | 0.00 | 223.13 | 226.41 | 660.02 | 587.34 | 40.95 | 1,445.37 | 136.00 | 3,319.22 |
| Total 0120.0 · Temporary Salaries | 0.00 | 0.00 | 347.82 | 843.30 | 1,401.59 | 1,918.07 | 830.55 | 2,454.96 | 1,213.00 | 9,009.29 |
| 0110.2 · Support Salaries | | | | | | | | | | |
| 0110.23 · Business Services | 1,666.66 | 2,833.33 | 2,833.33 | 2,833.33 | 2,833.33 | 2,833.33 | 2,833.33 | 2,918.33 | 2,833.33 | 24,418.30 |
| 0110.22 · Nurse/Health Clerk | 1,813.25 | 2,461.87 | 1,950.00 | 1,862.25 | 1,862.25 | 1,862.25 | 1,931.55 | 1,446.75 | 1,981.32 | 17,171.49 |
| 0110.20 · Office of the Principal | 9,105.41 | 9,105.41 | 9,105.41 | 9,105.41 | 9,105.41 | 9,105.41 | 9,105.41 | 9,105.41 | 9,105.41 | 81,948.69 |
| 0110.21 · Administrative Staff | 7,526.70 | 12,569.57 | 12,754.19 | 12,816.69 | 12,370.24 | 12,324.50 | 12,569.85 | 12,177.50 | 12,393.94 | 107,503.18 |
| 0110.24 · Janitorial & Maintenance Staff | 3,285.33 | 5,217.33 | 3,691.33 | 3,495.33 | 3,509.33 | 3,467.33 | 3,453.33 | 3,397.33 | 3,285.33 | 32,801.97 |
| Total 0110.2 · Support Salaries | 23,397.35 | 32,187.51 | 30,334.26 | 30,113.01 | 29,680.56 | 29,592.82 | 29,893.47 | 29,045.32 | 29,599.33 | 263,843.63 |
| 0110.0 · Instructional Salaries | | | | | | | | | | |
| 0110.08 · Teachers G&T | 0.00 | 0.00 | 72.00 | 86.40 | 0.00 | 0.00 | 0.00 | 0.00 | 158.40 | 316.80 |
| 0110.07 · Teachers Middle School | 13,768.76 | 17,650.79 | 20,511.39 | 17,482.89 | 16,132.39 | 16,132.39 | 16,132.39 | 16,132.39 | 16,132.39 | 150,075.78 |
| 0110.04 · Teacher Aides Special Ed | 1,941.67 | 4,152.58 | 7,892.88 | 6,366.95 | 6,366.95 | 6,811.29 | 5,397.22 | 6,277.22 | 6,093.47 | 51,300.23 |
| 0110.01 · Teachers | 37,735.64 | 42,078.36 | 41,294.11 | 41,806.15 | 41,006.37 | 42,240.83 | 39,877.26 | 42,448.43 | 42,131.39 | 370,618.54 |
| 0110.02 · Teacher Aides | 9,525.31 | 13,631.14 | 12,456.41 | 12,222.73 | 12,674.14 | 11,932.34 | 9,931.24 | 13,358.21 | 12,734.11 | 108,465.63 |
| 0110.03 · Teachers Special Ed | 3,583.33 | 3,681.82 | 3,583.33 | 3,583.33 | 3,583.33 | 3,583.33 | 3,583.33 | 3,583.33 | 3,583.33 | 32,348.46 |
| Total 0110.0 · Instructional Salaries | 66,554.71 | 81,194.69 | 85,810.12 | 81,548.45 | 79,763.18 | 80,700.18 | 74,921.44 | 81,799.58 | 80,833.09 | 713,125.44 |
| Total 0100 · Salaries | 89,952.06 | 113,382.20 | 116,492.20 | 112,504.76 | 110,845.33 | 112,211.07 | 105,645.46 | 113,299.86 | 111,645.42 | 985,978.36 |
| 0200 · Employee Benefits | | | | | | | | | | |
| 0292 · Employee Wellness Expense | 0.00 | 0.00 | -180.00 | 300.00 | -200.00 | 340.00 | -60.00 | 190.00 | -60.00 | 330.00 |
| 0264 · Vision Insurance Middle School | 75.24 | 10.00 | 34.66 | 34.66 | -55.24 | 34.66 | 124.56 | 34.66 | -55.24 | 237.96 |

| | Jul 18 | Aug 18 | Sep 18 | Oct 18 | Nov 18 | Dec 18 | Jan 19 | Feb 19 | Mar 19 | TOTAL |
|---|---|---|---|---|---|---|---|---|---|---|
| 0263 · Dental Insurance Middle School | -127.95 | 390.91 | 131.48 | 131.48 | -131.49 | 394.45 | -131.49 | 394.45 | 131.48 | 1,183.32 |
| 0262 · Health Insurance Middle School | 5,031.44 | 1,827.74 | 1,616.39 | 1,072.54 | 1,565.30 | 1,565.30 | 1,565.30 | 1,565.30 | 1,565.30 | 17,374.61 |
| 0261 · Life Insurance Middle School | 12.16 | 8.10 | 8.10 | 8.10 | 8.10 | 8.10 | 8.10 | 8.10 | 8.10 | 76.96 |
| 0254 · Vision Insurance | 326.27 | 55.27 | 71.56 | 61.15 | -275.44 | 66.15 | 407.74 | 66.15 | -275.44 | 503.41 |
| 0253 · COBRA Expense | 521.50 | 276.50 | -276.50 | 276.50 | 276.50 | 276.50 | 276.50 | -553.00 | 0.00 | 1,074.50 |
| 0211 · Life Insurance | 92.08 | 42.25 | 50.35 | 50.35 | 50.80 | 50.35 | 50.35 | 50.35 | 42.25 | 479.13 |
| 0221 · Medicare | 1,197.58 | 1,509.76 | 1,595.14 | 1,511.29 | 1,490.27 | 1,507.56 | 1,493.66 | 1,522.17 | 1,510.69 | 13,338.12 |
| 0230 · PERA | -357.00 | 16,782.30 | 20,979.82 | 22,166.72 | 21,001.50 | 20,925.72 | 20,949.78 | 20,756.65 | 21,152.82 | 164,358.31 |
| 0251 · Health Insurance | 17,069.85 | 7,881.98 | 9,561.28 | 7,903.70 | 8,935.74 | 8,579.48 | 8,363.35 | 8,648.23 | 7,624.16 | 84,567.77 |
| 0252 · Dental Insurance | -559.96 | 1,594.41 | 588.29 | 575.83 | -704.59 | 2,009.31 | -704.59 | 1,932.78 | 473.79 | 5,205.27 |
| Total 0200 · Employee Benefits | 23,281.21 | 30,379.22 | 34,180.57 | 34,092.32 | 31,961.45 | 35,757.58 | 32,343.26 | 34,615.84 | 32,117.91 | 288,729.36 |
| 0300 · Purchased Prof and Tech | | | | | | | | | | |
| 0333.1 · Montessori Consultant Services | 0.00 | 0.00 | 0.00 | 0.00 | 0.00 | 0.00 | 750.00 | 0.00 | 0.00 | 750.00 |
| 0313 · Bank Fees | | | | | | | | | | |
| 0313.03 · Revtrak Fees | 159.19 | 85.31 | 125.44 | 95.44 | 126.47 | 104.10 | 173.54 | 405.99 | 294.79 | 1,570.27 |
| 0313.01 · Bank Service Fees | 10.00 | 12.17 | 10.00 | 10.00 | 10.98 | 10.00 | 19.50 | 10.00 | 10.00 | 102.65 |
| Total 0313 · Bank Fees | 169.19 | 97.48 | 135.44 | 105.44 | 137.45 | 114.10 | 193.04 | 415.99 | 304.79 | 1,672.92 |
| 0320 · Instructional Services | 0.00 | 0.00 | 0.00 | 1,005.00 | 1,100.00 | 3,170.50 | 450.00 | 0.00 | 720.00 | 6,445.50 |
| 0322 · Assessments | 1,770.00 | 0.00 | 0.00 | 0.00 | 250.00 | 725.00 | 0.00 | 100.68 | 0.00 | 2,845.68 |
| 0331 · Legal Services | 0.00 | 0.00 | 0.00 | 0.00 | 0.00 | 0.00 | 302.50 | 0.00 | 467.50 | 770.00 |
| 0332 · Audit | 0.00 | 0.00 | 4,000.00 | 0.00 | 0.00 | 1,000.00 | 0.00 | 0.00 | 0.00 | 5,000.00 |
| 0333 · Educational Consulting Services | 0.00 | 1,831.50 | 165.00 | 0.00 | 562.50 | 1,550.00 | -2,337.50 | 50.00 | 0.00 | 1,821.50 |
| 0334 · Accounting/Consulting Services | 0.00 | 2,462.50 | 3,941.25 | 3,791.25 | 750.00 | 4,462.50 | 4,591.25 | 0.00 | 2,200.00 | 22,198.75 |
| 0335 · Nursing Services | 0.00 | 1,075.00 | 70.00 | 70.00 | 0.00 | 70.00 | 70.00 | 70.00 | 0.00 | 1,425.00 |
| 0338 · Payroll Services | 520.47 | 598.84 | 614.80 | 625.80 | 621.53 | 679.44 | 1,163.44 | 693.72 | 672.30 | 6,190.34 |
| 0339 · Prof. Dev. Consulting Services | 1,587.50 | 300.00 | 0.00 | 350.00 | 2,900.00 | 1,250.00 | 2,500.00 | 0.00 | 400.00 | 9,287.50 |
| 0340 · Computer/Tech Services | 14.99 | 14.99 | 4,514.99 | 14.99 | 14.99 | 14.99 | 29.98 | 14.99 | 469.98 | 5,104.89 |
| 0399 · Background Checks | 0.00 | 105.00 | 434.50 | 118.50 | 72.50 | 218.50 | 0.00 | 0.00 | 0.00 | 949.00 |
| Total 0300 · Purchased Prof and Tech | 4,062.15 | 6,485.31 | 13,875.98 | 6,080.98 | 6,408.97 | 13,255.03 | 7,712.71 | 1,345.38 | 5,234.57 | 64,461.08 |
| 0400 · Purchased Property Services | | | | | | | | | | |
| 0431 · Repairs & Maintenance Equipment | 0.00 | 0.00 | 69.99 | 45.00 | 150.00 | 0.00 | 0.00 | 0.00 | 0.00 | 264.99 |
| 0441GF · Rental of Buildings | | | | | | | | | | |
| 0441.02 · Common Area Maintenance | 986.80 | 986.80 | 986.80 | 986.80 | 986.80 | 986.80 | 986.80 | 986.80 | 986.80 | 8,881.20 |
| 0441.01 · Building Lease | 12,565.74 | 16,201.92 | -6,312.05 | 21,527.17 | 7,607.56 | 7,607.56 | 7,607.56 | 12,303.86 | 7,625.88 | 86,735.20 |
| Total 0441GF · Rental of Buildings | 13,552.54 | 17,188.72 | -5,325.25 | 22,513.97 | 8,594.36 | 8,594.36 | 8,594.36 | 13,290.66 | 8,612.68 | 95,616.40 |
| 0411 · Water/Sewage | 28.02 | 122.84 | 0.00 | 176.34 | 218.62 | 184.59 | 366.34 | 190.06 | 15.05 | 1,301.86 |
| 0421 · Waste Disposal Services | 0.00 | 166.25 | 452.45 | 379.25 | 379.25 | 379.25 | 379.25 | 385.75 | 391.50 | 2,912.95 |
| 0423 · Custodial Services | 625.50 | 1,341.00 | 2,160.00 | 2,240.00 | 2,200.00 | 2,200.00 | 1,689.50 | 2,200.00 | 2,200.00 | 16,856.00 |
| 0430 · Repairs and Maintenance | 75.00 | 0.00 | 0.00 | 0.00 | 0.00 | 252.00 | 501.00 | 0.00 | 0.00 | 828.00 |
| 0440 · Facility Rental | | | | | | | | | | |
| 0440.01 · Facility Rental Events | 0.00 | 40.00 | 0.00 | 0.00 | 0.00 | 0.00 | 48.00 | 65.00 | 0.00 | 153.00 |
| 0440.02 · Facility Rental Instruction/PE | 3,200.00 | 1,600.00 | 0.00 | 3,200.00 | 1,600.00 | 1,600.00 | 1,600.00 | 1,600.00 | 5,779.00 | 20,179.00 |
| 0440.04 · Facility Rental - Modulars | 4,143.43 | 1,298.70 | 0.00 | 1,298.70 | 0.00 | 1,298.70 | 2,597.40 | 1,298.70 | 1,298.70 | 13,234.33 |
| Total 0440 · Facility Rental | 7,343.43 | 2,938.70 | 0.00 | 4,498.70 | 1,600.00 | 2,898.70 | 4,245.40 | 2,963.70 | 7,077.70 | 33,566.33 |
| 0442 · Copier Lease/Purch./Maintenance | 591.50 | 159.00 | 139.00 | 139.00 | 139.00 | 578.13 | 603.25 | 139.00 | 139.00 | 2,626.88 |
| 0449 · Rental of Equipment | 0.00 | 0.00 | 0.00 | 0.00 | 144.90 | 0.00 | 72.45 | 0.00 | 0.00 | 217.35 |
| 0491 · Building Security & Fire Svcs | 265.12 | 198.84 | 0.00 | 0.00 | 0.00 | 0.00 | 204.84 | 0.00 | 0.00 | 668.80 |
| 0499 · Other Property Services | 0.00 | 0.00 | 0.00 | 0.00 | 0.00 | 0.00 | 100.00 | 0.00 | 0.00 | 100.00 |
| 0620 · Utilities | 343.38 | 975.77 | 0.00 | 1,235.75 | 1,474.16 | 1,574.31 | 5,586.51 | 1,047.00 | 2,139.22 | 14,376.10 |
| Total 0400 · Purchased Property Services | 22,824.49 | 23,091.12 | -2,503.81 | 31,228.01 | 14,900.29 | 16,661.34 | 22,342.90 | 20,216.17 | 20,575.15 | 169,335.66 |
| 0500 · Other Purchased Services | | | | | | | | | | |
| 0582 · SPED Prof. Dev. Travel/Reg/Fees | 0.00 | 0.00 | 295.00 | 0.00 | 0.00 | 0.00 | 0.00 | 0.00 | 40.00 | 335.00 |
| 0532 · Web Hosting | 0.00 | 0.00 | 0.00 | 0.00 | 0.00 | 0.00 | 40.34 | 204.34 | 0.00 | 244.68 |

| | Jul 18 | Aug 18 | Sep 18 | Oct 18 | Nov 18 | Dec 18 | Jan 19 | Feb 19 | Mar 19 | TOTAL |
|---|---|---|---|---|---|---|---|---|---|---|
| 0521 · Liability Insurance | 2,314.50 | 1,454.30 | 1,454.30 | 1,454.30 | 1,469.45 | 2,126.15 | 812.50 | 0.00 | 492.50 | 11,578.00 |
| 0525 · SUI | 0.00 | 0.00 | 0.00 | 1,014.21 | 0.00 | 0.00 | 1,043.73 | 0.00 | 0.00 | 2,057.94 |
| 0526 · Workers' Compensation | 0.00 | 689.00 | 689.00 | 1,050.00 | 0.00 | 1,378.00 | 689.00 | 689.00 | 689.00 | 5,873.00 |
| 0531 · Telephone/Internet/Online Svcs | 442.77 | 439.44 | 456.28 | 450.32 | 449.35 | 446.05 | 401.45 | 417.72 | 451.80 | 3,955.18 |
| 0533 · Postage and Delivery | 72.45 | 0.00 | 72.45 | 0.00 | 314.60 | 41.36 | 0.00 | 0.00 | 86.83 | 587.69 |
| 0540 · Marketing & Recruiting | 0.00 | 50.00 | 8.57 | 25.00 | 0.00 | 0.00 | 665.00 | 25.00 | 0.00 | 773.57 |
| 0550 · Printing Binding and Copying | 0.00 | 0.00 | 266.91 | 38.18 | 0.00 | 0.00 | 0.00 | 0.00 | 115.15 | 420.24 |
| 0570 · Contracted Food Services | 0.00 | 756.00 | 0.00 | 0.00 | 0.00 | 0.00 | 0.00 | 0.00 | 0.00 | 756.00 |
| 0580 · Prof. Dev. Travel/Reg/Fees | 2,405.00 | 73.75 | 504.00 | -58.50 | 35.00 | 1,100.00 | 0.00 | 150.00 | 4,773.16 | 8,982.41 |
| 0594 · District Support Services | | | | | | | | | | |
| 0594.07 · District Svcs - SPED | 0.00 | 0.00 | 0.00 | 0.00 | 0.00 | 37,715.66 | 0.00 | 0.00 | 0.00 | 37,715.66 |
| 0594.04 · District Svcs Warehouse/Distr | 0.00 | 0.00 | 0.00 | 0.00 | 0.00 | 0.00 | 0.00 | 1,000.00 | 0.00 | 1,000.00 |
| 0594.03 · District Svcs Info Systems | 0.00 | 0.00 | 0.00 | 0.00 | 0.00 | 0.00 | 0.00 | 9,059.51 | 0.00 | 9,059.51 |
| Total 0594 · District Support Services | 0.00 | 0.00 | 0.00 | 0.00 | 0.00 | 37,715.66 | 0.00 | 10,059.51 | 0.00 | 47,775.17 |
| 0595 · District Admin Services | | | | | | | | | | |
| 0595.02 · General Admin Services | 1,716.98 | 1,637.91 | 1,637.91 | 1,637.92 | 1,637.91 | 1,635.68 | 1,598.32 | 1,643.24 | 1,643.24 | 14,789.11 |
| 0595.03 · Business Services | 344.10 | 328.26 | 328.26 | 328.26 | 328.26 | 328.32 | 320.03 | 329.32 | 329.32 | 2,964.13 |
| 0595.04 · Central Admin Services | 874.93 | 834.64 | 834.64 | 834.63 | 834.64 | 833.66 | 814.12 | 837.35 | 837.35 | 7,535.96 |
| Total 0595 · District Admin Services | 2,936.01 | 2,800.81 | 2,800.81 | 2,800.81 | 2,800.81 | 2,797.66 | 2,732.47 | 2,809.91 | 2,809.91 | 25,289.20 |
| Total 0500 · Other Purchased Services | 8,170.73 | 6,263.30 | 6,547.32 | 6,774.32 | 5,069.21 | 45,604.88 | 6,384.49 | 14,355.48 | 9,458.35 | 108,628.08 |
| 0600 · Supplies | | | | | | | | | | |
| 0686 · Fuel/Gas | 0.00 | 0.00 | 0.00 | 0.00 | 98.00 | 0.00 | 29.11 | 0.00 | 0.00 | 127.11 |
| 0610.03 · SPED Instructional Supplies | 0.00 | 0.00 | 26.94 | 12.65 | 0.00 | 0.00 | 0.00 | 47.88 | 0.00 | 87.47 |
| 0615 · Summer School Expenses | 0.00 | 79.00 | 0.00 | 0.00 | 0.00 | 0.00 | 0.00 | 0.00 | 0.00 | 79.00 |
| 0697 · Building & Maintenance Supplies | 929.34 | 2,575.65 | 985.54 | 1,152.53 | 532.87 | 302.35 | 276.60 | 389.89 | 539.75 | 7,684.52 |
| 0640.02 · Books and Periodicals MS | 0.00 | 320.30 | 188.90 | 0.00 | 0.00 | 90.77 | 29.45 | 37.00 | 92.40 | 758.82 |
| 0610.02 · Instructional Supplies MS | 0.00 | 1,256.83 | 678.77 | 197.52 | 212.34 | 150.20 | 39.72 | 436.86 | 240.22 | 3,212.46 |
| 0680 · Furnishings | 277.75 | 1,938.24 | 1,657.57 | -67.29 | 7,484.09 | 170.49 | 0.00 | 0.00 | 0.00 | 11,460.85 |
| 0660 · Community Relations Supplies | 0.00 | 0.00 | 474.13 | 168.16 | 170.63 | 337.84 | 23.86 | 50.02 | 120.33 | 1,344.97 |
| 0650 · Electronic Media Supplies | 29.99 | 1,794.89 | 229.28 | 29.99 | 29.99 | 29.99 | 29.99 | 29.99 | 40.83 | 2,244.94 |
| 0610.01 · Instructional Supplies General | 473.81 | 2,151.92 | 1,719.24 | 387.27 | 384.08 | 634.11 | 928.19 | 1,011.11 | 399.76 | 8,089.49 |
| 0630 · Lunch Program Supplies | 65.00 | 81.02 | 65.00 | 88.27 | 65.00 | 65.00 | 121.47 | 72.98 | 95.76 | 719.50 |
| 0640.01 · Books and Periodicals General | 328.18 | 1,428.53 | 619.70 | 0.00 | 164.49 | 13.66 | 180.08 | 551.86 | 0.00 | 3,286.50 |
| 0641 · Books and Periodicals Library | 122.35 | 159.99 | 191.67 | 0.00 | 0.00 | 0.00 | 0.00 | 0.00 | 0.00 | 474.01 |
| 0690 · Office Supplies | | | | | | | | | | |
| 0691 · Office Supplies Meals | 523.10 | 1,228.79 | 509.94 | 1,304.23 | 485.14 | 651.52 | 727.56 | 827.48 | 1,162.52 | 7,420.28 |
| 0692 · Office Supplies Mileage Reimb | 0.00 | 0.00 | 0.00 | 0.00 | 43.60 | 0.00 | 0.00 | 0.00 | 0.00 | 43.60 |
| 0693 · Office Supplies General | 0.00 | 1,418.30 | 992.20 | 414.74 | 425.31 | 1,292.10 | 416.91 | 321.68 | 152.32 | 5,433.56 |
| 0694 · Supplies - Gifts and Awards | 0.00 | 169.65 | 260.47 | 195.06 | 0.00 | 89.85 | 50.00 | 48.00 | 121.89 | 934.92 |
| Total 0690 · Office Supplies | 523.10 | 2,816.74 | 1,762.61 | 1,914.03 | 954.05 | 2,033.47 | 1,194.47 | 1,197.16 | 1,436.73 | 13,832.36 |
| 0695 · Health Office Supplies | 0.00 | 15.98 | 387.19 | 24.69 | 0.00 | 103.26 | 22.48 | 121.78 | 0.00 | 675.38 |
| 0696 · Custodial Supplies | 69.04 | 368.81 | 715.87 | 349.82 | 305.21 | 455.49 | 218.11 | 576.81 | 555.22 | 3,614.38 |
| 0698 · Staff Development Supplies | 0.00 | 151.70 | 0.00 | 0.00 | 0.00 | 0.00 | 0.00 | 0.00 | 80.01 | 231.71 |
| Total 0600 · Supplies | 2,818.56 | 15,139.60 | 9,702.41 | 4,257.64 | 10,400.75 | 4,386.63 | 3,093.53 | 4,523.34 | 3,601.01 | 57,923.47 |
| 0700GF · Property GF | | | | | | | | | | |
| 0732.03 · SPED Equipment | 0.00 | 0.00 | 2,263.45 | 0.00 | 13.99 | 0.00 | 0.00 | 39.00 | 0.00 | 2,316.44 |
| 0738.02 · Student Technology Equipment MS | 19.30 | 0.00 | 0.00 | 0.00 | 0.00 | 0.00 | 0.00 | 0.00 | 0.00 | 19.30 |
| 0732.02 · Montessori Equipment MS | 0.00 | 84.78 | 0.00 | 65.14 | 93.14 | 14.65 | 179.50 | 10.14 | 36.99 | 484.34 |
| 0738.01 · Student Technology Equipment | 85.04 | 0.00 | 0.00 | 0.00 | 0.00 | 0.00 | 0.00 | 0.00 | 1,319.94 | 1,404.98 |
| 0732.01 · Montessori Equipment General | 1,624.58 | 10,425.91 | 3,286.34 | 2,850.80 | 651.96 | 1,294.32 | 125.95 | 617.60 | 68.18 | 20,945.64 |
| 0739.01 · Staff Technology Equipment | 109.99 | 6,937.00 | -1,164.16 | 736.91 | 107.00 | 675.03 | 0.00 | 602.17 | 0.00 | 8,003.94 |
| 0722GF · Leaseholding Improvements | 4,336.89 | 13,498.02 | 2,575.15 | 3,834.00 | 0.00 | 0.00 | 0.00 | 0.00 | 0.00 | 24,244.06 |
| Total 0700GF · Property GF | 6,175.80 | 30,945.71 | 6,960.78 | 7,486.85 | 866.09 | 1,984.00 | 305.45 | 1,268.91 | 1,425.11 | 57,418.70 |

| | Jul 18 | Aug 18 | Sep 18 | Oct 18 | Nov 18 | Dec 18 | Jan 19 | Feb 19 | Mar 19 | TOTAL |
|---|---|---|---|---|---|---|---|---|---|---|
| 0800 · Other Objects | | | | | | | | | | |
| 0889 · Community Donations | 0.00 | 0.00 | 500.00 | 0.00 | 0.00 | 0.00 | 0.00 | 0.00 | 0.00 | 500.00 |
| 0810 · Dues and Fees | 1,559.00 | 70.00 | 0.00 | 0.00 | 7.08 | 0.00 | 138.46 | 0.00 | 345.00 | 2,119.54 |
| 0812 · Bad Debt/NSF Expense | 0.00 | 0.00 | 0.00 | 0.00 | 0.00 | 62.00 | 0.00 | 0.00 | 0.00 | 62.00 |
| 0853 · Licenses - Technology | 0.00 | 0.00 | 0.00 | 0.00 | 1,195.00 | 0.00 | 0.00 | 0.00 | 0.00 | 1,195.00 |
| 0890 · Miscellaneous Expense | | | | | | | | | | |
| 0891 · Board Expense | 144.00 | 0.00 | 0.00 | 400.00 | 0.00 | 0.00 | 595.24 | 105.09 | 0.00 | 1,244.33 |
| 0899 · Miscellaneous | 0.00 | 0.00 | 0.00 | 37.50 | 34.32 | 65.64 | 0.00 | 0.00 | 79.71 | 217.17 |
| Total 0890 · Miscellaneous Expense | 144.00 | 0.00 | 0.00 | 437.50 | 34.32 | 65.64 | 595.24 | 105.09 | 79.71 | 1,461.50 |
| Total 0800 · Other Objects | 1,703.00 | 70.00 | 500.00 | 437.50 | 1,236.40 | 127.64 | 733.70 | 105.09 | 424.71 | 5,338.04 |
| Total 16-0900 · General Fund Expense | 158,988.00 | 225,756.46 | 185,755.45 | 202,862.38 | 181,688.49 | 229,988.17 | 178,561.50 | 189,730.07 | 184,482.23 | 1,737,812.75 |
| 22-0900 · Grants Fund | | | | | | | | | | |
| 0941 · Gifted & Talented Grant | | | | | | | | | | |
| 110GT · Gifted & Talented Salaries | 0.00 | 0.00 | 0.00 | 0.00 | 0.00 | 0.00 | 2,110.50 | -350.00 | 0.00 | 1,760.50 |
| 300GT · Gifted & Talented Prof Services | 0.00 | 0.00 | 0.00 | 0.00 | 0.00 | 0.00 | 37.50 | 350.00 | 0.00 | 387.50 |
| Total 0941 · Gifted & Talented Grant | 0.00 | 0.00 | 0.00 | 0.00 | 0.00 | 0.00 | 2,148.00 | 0.00 | 0.00 | 2,148.00 |
| 0940 · ELPA Grant | | | | | | | | | | |
| 110ELPA · ELPA Grant Salaries | 0.00 | 0.00 | 0.00 | 0.00 | 0.00 | 0.00 | 2,980.00 | 0.00 | 0.00 | 2,980.00 |
| Total 0940 · ELPA Grant | 0.00 | 0.00 | 0.00 | 0.00 | 0.00 | 0.00 | 2,980.00 | 0.00 | 0.00 | 2,980.00 |
| 0938 · READ Act Grant | | | | | | | | | | |
| 200READ · READ Act Grant Benefits | 231.97 | 231.97 | 231.97 | 231.97 | 231.97 | 0.00 | 0.00 | 0.00 | 0.00 | 1,159.85 |
| 610READ · READ Act Grant Supplies | 0.00 | 309.87 | 50.05 | 101.23 | 0.00 | 0.00 | 0.00 | 0.00 | 0.00 | 461.15 |
| 110READ · READ Act Grant Salaries | 1,144.80 | 1,144.80 | 1,144.80 | 1,144.80 | 1,144.80 | 0.00 | 170.00 | 0.00 | 0.00 | 5,894.00 |
| Total 0938 · READ Act Grant | 1,376.77 | 1,686.64 | 1,426.82 | 1,478.00 | 1,376.77 | 0.00 | 170.00 | 0.00 | 0.00 | 7,515.00 |
| 0920 · Capital Construction Expense | 0.00 | 10,650.50 | 5,325.25 | 5,325.25 | 5,325.25 | 5,325.25 | 5,325.25 | 0.00 | 5,306.93 | 42,583.68 |
| 0930 · Polis Grant | | | | | | | | | | |
| 735POL · Polis Grant Equipment | 0.00 | 0.00 | 1,500.00 | 0.00 | 0.00 | 0.00 | 0.00 | 0.00 | 0.00 | 1,500.00 |
| Total 0930 · Polis Grant | 0.00 | 0.00 | 1,500.00 | 0.00 | 0.00 | 0.00 | 0.00 | 0.00 | 0.00 | 1,500.00 |
| Total 22-0900 · Grants Fund | 1,376.77 | 12,337.14 | 8,252.07 | 6,803.25 | 6,702.02 | 5,325.25 | 10,623.25 | 0.00 | 5,306.93 | 56,726.68 |
| 23-0900 · Pupil Acitivity Fund | | | | | | | | | | |
| 0580.24 · Field Trips Middle School | 0.00 | 0.00 | 0.00 | 117.00 | 0.00 | 562.46 | 100.00 | 357.76 | 73.00 | 1,210.22 |
| 900OCC · Occupation Program Expense | | | | | | | | | | |
| 732OCC · Occupation Materials | 0.00 | 0.00 | 63.57 | 107.74 | 63.96 | 129.28 | 0.00 | 0.00 | 0.00 | 364.55 |
| 610OCC · Occupation Supplies | 0.00 | 313.20 | 423.64 | 464.69 | 96.02 | 306.22 | 77.33 | 167.28 | 344.88 | 2,193.26 |
| Total 900OCC · Occupation Program Expense | 0.00 | 313.20 | 487.21 | 572.43 | 159.98 | 435.50 | 77.33 | 167.28 | 344.88 | 2,557.81 |
| 0801 · 100 Mile Club Fees | 0.00 | 0.00 | 0.00 | 801.00 | 0.00 | 0.00 | 0.00 | 0.00 | 0.00 | 801.00 |
| 0652 · Parent Education | 0.00 | 0.00 | 0.00 | 5,198.00 | -5,000.00 | 0.00 | 54.95 | 0.00 | 0.00 | 252.95 |
| 0651 · Upendo Emporium Student Store | 0.00 | 0.00 | 37.00 | 446.01 | 122.48 | 478.03 | 138.80 | 117.19 | 37.50 | 1,377.01 |
| 06159 · Activities General | 0.00 | 0.00 | 0.00 | 0.00 | 2,500.00 | 910.00 | 0.00 | 0.00 | 0.00 | 3,410.00 |
| 0643 · Student Subscriptions | 450.00 | 0.00 | 178.95 | 0.00 | 0.00 | 0.00 | 0.00 | 0.00 | 0.00 | 628.95 |
| 0645 · Fundraisers | | | | | | | | | | |
| 0645.15 · Small Hands Fundraiser | 0.00 | 0.00 | 0.00 | 4,127.20 | 301.25 | 0.00 | 73.95 | 0.00 | 0.00 | 4,502.40 |
| 0645.11 · Equal Exchange Fundraiser | 0.00 | 0.00 | 0.00 | 0.00 | 0.00 | 0.00 | 1,522.20 | 0.00 | 0.00 | 1,522.20 |
| 0645.10 · Silent Auction | 0.00 | 0.00 | 0.00 | 0.00 | 527.44 | 0.00 | 65.00 | -65.00 | 26.94 | 554.38 |
| 0645.05 · Grocery Card | 0.00 | 5,132.50 | 4,700.00 | 1,314.50 | 1,880.00 | 2,592.50 | 1,900.00 | 0.00 | 0.00 | 17,519.50 |
| 0645.02 · Scrip | 0.00 | 0.00 | 0.00 | 0.00 | 5,299.15 | 680.58 | 0.00 | 812.44 | 0.00 | 6,792.17 |
| 0645.09 · T-Shirts/Spirit Wear | 0.00 | 0.00 | 0.00 | 485.58 | 435.00 | 0.00 | 0.00 | 0.00 | 0.00 | 920.58 |
| Total 0645 · Fundraisers | 0.00 | 5,132.50 | 4,700.00 | 5,927.28 | 8,442.84 | 3,273.08 | 3,561.15 | 747.44 | 26.94 | 31,811.23 |
| 0580.23 · Field Trips | 0.00 | 0.00 | 0.00 | 120.00 | 0.00 | 347.67 | 40.00 | 858.27 | 0.00 | 1,365.94 |
| Total 23-0900 · Pupil Acitivity Fund | 450.00 | 5,445.70 | 5,403.16 | 13,181.72 | 6,225.30 | 6,006.74 | 3,972.23 | 2,247.94 | 482.32 | 43,415.11 |
| 27-0900 · Preschool Fund | | | | | | | | | | |
| 0101 · Preschool Salaries | | | | | | | | | | |

St. Vrain Community Montessori School

# Profit Loss

| | Jul 18 | Aug 18 | Sep 18 | Oct 18 | Nov 18 | Dec 18 | Jan 19 | Feb 19 | Mar 19 | TOTAL |
|---|---|---|---|---|---|---|---|---|---|---|
| 0101.3 · Preschool Director/Admin Salary | 829.17 | 863.50 | 863.50 | 863.50 | 863.50 | 863.50 | 863.50 | 863.50 | 863.50 | 7,737.17 |
| 0101.2 · Preschool Temporary | | | | | | | | | | |
| 0120.06 · Preschool Substitute Aides | 0.00 | 0.00 | 183.75 | 0.00 | 75.47 | 100.48 | 154.22 | 228.11 | 171.00 | 913.03 |
| 0120.05 · Preschool Substitute Teachers | 0.00 | 0.00 | 13.13 | 65.63 | 190.67 | 62.34 | 41.08 | 0.00 | 56.00 | 428.85 |
| Total 0101.2 · Preschool Temporary | 0.00 | 0.00 | 196.88 | 65.63 | 266.14 | 162.82 | 195.30 | 228.11 | 227.00 | 1,341.88 |
| 0101.1 · Preschool Instructional | | | | | | | | | | |
| 0110.06 · Preschool Teacher Aide Salaries | 3,776.67 | 9,575.69 | 6,526.73 | 6,502.73 | 6,502.73 | 6,517.73 | 6,516.54 | 6,572.66 | 6,922.44 | 59,413.92 |
| 0110.05 · Preschool Teacher Salaries | 5,280.49 | 6,040.64 | 4,978.43 | 4,869.49 | 4,869.49 | 4,869.49 | 4,869.49 | 4,869.49 | 4,869.49 | 45,516.50 |
| Total 0101.1 · Preschool Instructional | 9,057.16 | 15,616.33 | 11,505.16 | 11,372.22 | 11,372.22 | 11,387.22 | 11,386.03 | 11,442.15 | 11,791.93 | 104,930.42 |
| Total 0101 · Preschool Salaries | 9,886.33 | 16,479.83 | 12,565.54 | 12,301.35 | 12,501.86 | 12,413.54 | 12,444.83 | 12,533.76 | 12,882.43 | 114,009.47 |
| 0201 · Preschool Benefits | | | | | | | | | | |
| 0207 · Vision Insurance Preschool | 116.95 | 25.54 | -10.17 | -10.17 | -56.40 | -10.17 | 36.06 | -10.17 | -56.40 | 25.07 |
| 0206 · Life Insurance Preschool | 23.48 | 11.75 | 11.75 | 11.75 | 11.75 | 11.75 | 11.75 | 11.75 | 11.75 | 117.48 |
| 0202 · PERA Preschool | 0.00 | 1,888.75 | 3,167.25 | 2,487.01 | 2,357.54 | 2,325.08 | 2,327.75 | 2,306.30 | 2,350.31 | 19,209.99 |
| 0203 · Health Insurance Preschool | 4,502.25 | 1,952.03 | 1,979.18 | 1,979.18 | 1,979.18 | 1,979.18 | 1,979.18 | 1,979.18 | 1,979.18 | 20,308.54 |
| 0204 · Dental Insurance Preschool | -139.11 | 592.17 | 237.99 | 237.99 | -134.77 | 610.75 | -134.77 | 610.75 | 237.99 | 2,118.99 |
| 0205 · Medicare Preschool | 135.92 | 227.92 | 178.97 | 169.65 | 167.32 | 167.51 | 165.96 | 169.13 | 167.85 | 1,550.23 |
| Total 0201 · Preschool Benefits | 4,639.49 | 4,698.16 | 5,564.97 | 4,875.41 | 4,324.62 | 5,084.10 | 4,385.93 | 5,066.94 | 4,690.68 | 43,330.30 |
| 0611 · Preschool Supplies | 49.00 | 478.51 | 88.98 | 89.00 | 0.00 | 49.00 | 98.00 | 49.00 | 49.00 | 950.49 |
| 0811 · Preschool Dues & Fees | 320.00 | 307.52 | 0.00 | 0.00 | 0.00 | 285.00 | 0.00 | 0.00 | 0.00 | 912.52 |
| Total 27-0900 · Preschool Fund | 14,894.82 | 21,964.02 | 18,219.49 | 17,265.76 | 16,826.48 | 17,831.64 | 16,928.76 | 17,649.70 | 17,622.11 | 159,202.78 |
| Total Expense | 175,709.59 | 265,503.32 | 217,630.17 | 240,113.11 | 211,442.29 | 259,151.80 | 210,085.74 | 209,627.71 | 207,893.59 | 1,997,157.32 |
| Net Ordinary Income | 122,975.08 | -57,332.29 | -31,045.71 | -56,920.97 | -22,890.94 | -58,848.11 | -5,665.40 | -23,583.79 | 32,886.46 | -100,425.67 |
| Other Income/Expense | | | | | | | | | | |
| Other Expense | | | | | | | | | | |
| 9000 · Suspense | 0.00 | 0.00 | 0.00 | 0.00 | 0.00 | 0.00 | 0.00 | 0.00 | 0.00 | 0.00 |
| Total Other Expense | 0.00 | 0.00 | 0.00 | 0.00 | 0.00 | 0.00 | 0.00 | 0.00 | 0.00 | 0.00 |
| Net Other Income | 0.00 | 0.00 | 0.00 | 0.00 | 0.00 | 0.00 | 0.00 | 0.00 | 0.00 | 0.00 |
| Net Income | 122,975.08 | -57,332.29 | -31,045.71 | -56,920.97 | -22,890.94 | -58,848.11 | -5,665.40 | -23,583.79 | 32,886.46 | -100,425.67 |
| Support Salaries | 24,227 | 33,051 | 31,198 | 30,990 | 30,557 | 30,469 | 30,914 | 29,922 | 30,763 | 150,451 |
| | 24,227 | 33,051 | 31,198 | 30,990 | 30,557 | 30,469 | 30,914 | 29,922 | 30,763 | 150,451 |

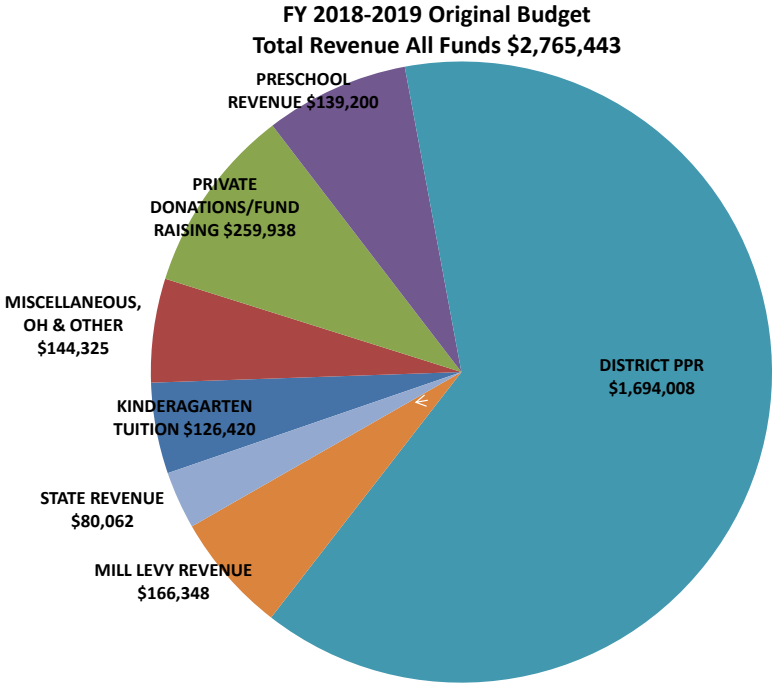


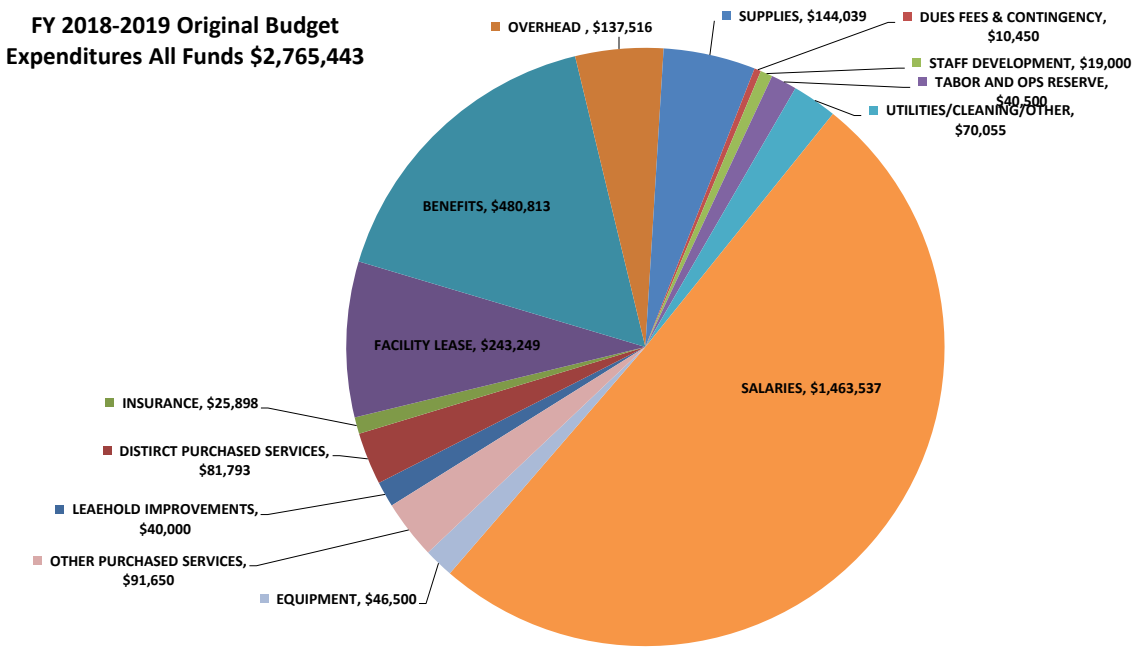


| ALL FUND REVENUES | |
|---|---|
| KINDERAGARTEN TUITION | $126,420 |
| MISCELLANEOUS, OH & OTHER | $144,325 |
| PRIVATE DONATIONS/FUNDRAISING | $259,938 |
| PRESCHOOL REVENUE | $200,000 |
| DISTRICT PPR | $1,694,008 |
| MILL LEVY REVENUE | $166,348 |
| STATE REVENUE | $80,062 |
| TOTAL | $2,671,101 |

| ALL FUND EXPENDITURES | |
|---|---|
| LEAEHOLD IMPROVEMENTS | $40,000 |
| DISTIRCT PURCHASED SERVICES | $81,793 |
| INSURANCE | $25,898 |
| FACILITY LEASE | $243,249 |
| BENEFITS | $480,813 |
| OVERHEAD | $137,516 |
| SUPPLIES | $144,039 |
| DUES FEES & CONTINGENCY | $10,450 |
| STAFF DEVELOPMENT | $19,000 |
| TABOR AND OPS RESERVE | $40,500 |
| UTILITIES/CLEANING/OTHER | $70,055 |
| SALARIES | $1,463,537 |
| EQUIPMENT | $46,500 |
| OTHER PURCHASED SERVICES | $91,650 |
| TOTAL | $2,895,000 |

# FY 2018-2019 Budget vs Actuals for Revenue
## March 31, 2019

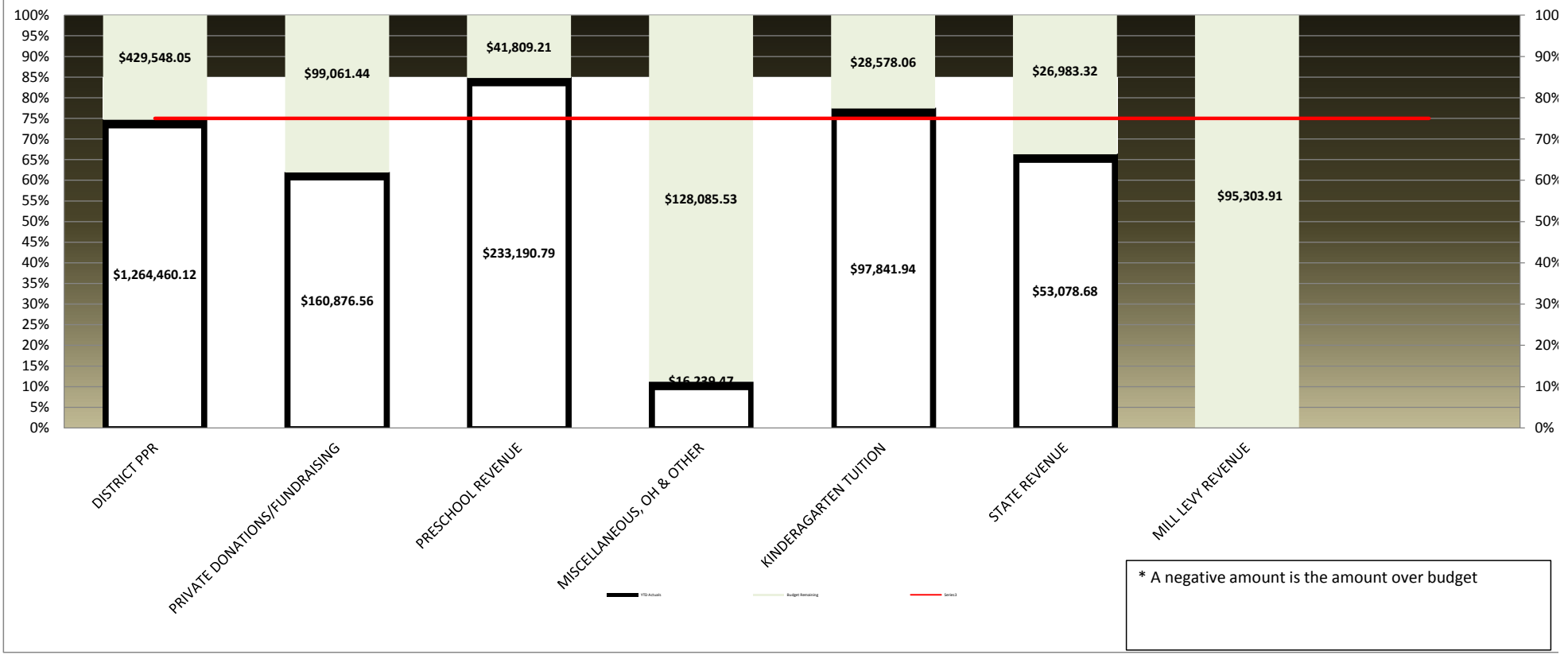


| Account Description | Adj Budget | YTD Actuals | Budget Remaining | % Remaining | Fiscal Completion |
|---|---|---|---|---|---|
| DISTRICT PPR | $1,694,008.17 | $1,264,460.12 | $429,548.05 | 25% | 75% |
| PRIVATE DONATIONS/FUNDRAISING | $259,938.00 | $160,876.56 | $99,061.44 | 38% | 75% |
| PRESCHOOL REVENUE | $275,000.00 | $233,190.79 | $41,809.21 | 15% | 75% |
| MISCELLANEOUS, OH & OTHER | $144,325.00 | $16,239.47 | $128,085.53 | 89% | 75% |
| KINDERAGARTEN TUITION | $126,420.00 | $97,841.94 | $28,578.06 | 23% | 75% |
| STATE REVENUE | $80,062.00 | $53,078.68 | $26,983.32 | 34% | 75% |
| MILL LEVY REVENUE | $166,348.00 | $71,044.09 | $95,303.91 | 57% | 75% |
| TOTAL REVENUES ALL FUNDS | $2,746,101.17 | $1,896,731.65 | $849,369.52 | 31% | 75% |

| | | |
|---|---|---|
| Current Month | 03/31/19 | 9 |
| Fiscal Year Begins | 07/01/18 | 1 |
| Fiscal Year Ends | 06/30/19 | 12 |
| Fiscal Completion | | 75% |

## FY 2018-2019 Budget vs Actuals for Expenditure
## March 31, 2019

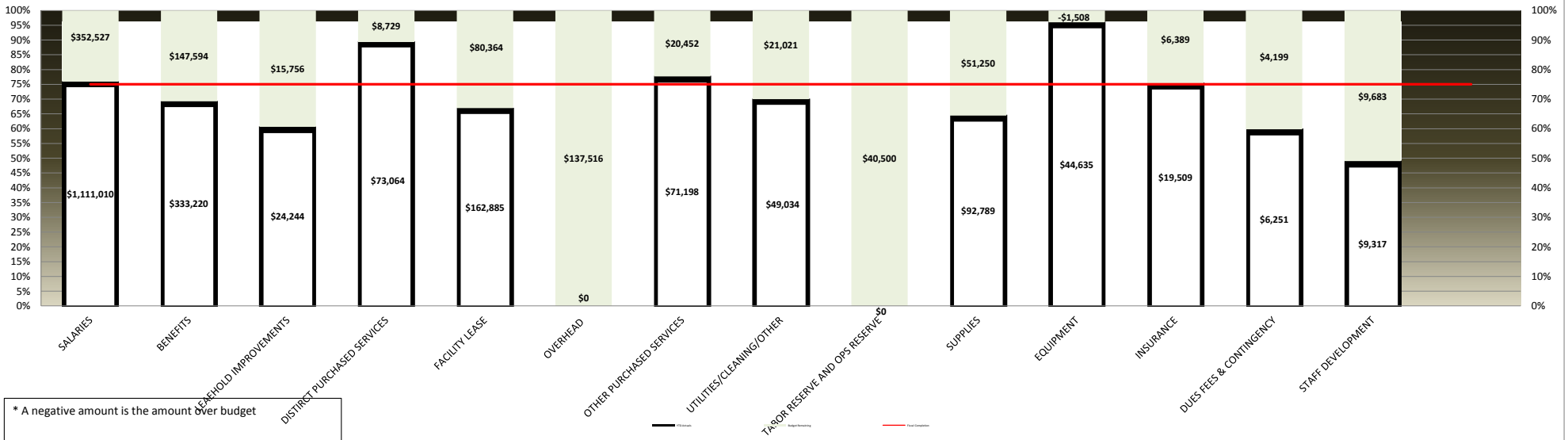


* A negative amount is the amount over budget

| Account Description | Adj Budget | YTD Actuals | Budget Remaining | % Remaining | Fiscal Completion |
|---|---|---|---|---|---|
| SALARIES | $1,463,537 | $1,111,010 | $352,527 | 24% | 75% |
| BENEFITS | $480,813 | $333,220 | $147,594 | 31% | 75% |
| LEAEHOLD IMPROVEMENTS | $40,000 | $24,244 | $15,756 | 39% | 75% |
| DISTIRCT PURCHASED SERVICES | $81,793 | $73,064 | $8,729 | 11% | 75% |
| FACILITY LEASE | $243,249 | $162,885 | $80,364 | 33% | 75% |
| OVERHEAD | $137,516 | $0 | $137,516 | 100% | 75% |
| OTHER PURCHASED SERVICES | $91,650 | $71,198 | $20,452 | 22% | 75% |
| UTILITIES/CLEANING/OTHER | $70,055 | $49,034 | $21,021 | 30% | 75% |
| TABOR RESERVE AND OPS RESERVE | $40,500 | $0 | $40,500 | 100% | 75% |
| SUPPLIES | $144,039 | $92,789 | $51,250 | 36% | 75% |
| EQUIPMENT | $46,500 | $44,635 | $1,865 | 4% | 75% |
| INSURANCE | $25,898 | $19,509 | $6,389 | 25% | 75% |
| DUES FEES & CONTINGENCY | $10,450 | $6,251 | $4,199 | 40% | 75% |
| STAFF DEVELOPMENT | $19,000 | $9,317 | $9,683 | 51% | 75% |
| TOTAL EXPENDITURES FOR ALL FUNDS | $2,895,000 | $1,997,157 | $897,843 | 31% | 75% |